DABOTEK

DA Svejsebolte

DRAWN ARC STUDS

HUBZÜNDUNG BOLZEN

LØFTETÆNDINGSBOLTE



Red.09/06/2020 Edition of DIN EN ISO

DA Svejsebolte – Oversigt

					
RD Gevindbolt (MR)	**MD Gevindbolt (MPF)**	**PD Gevindbolt (MP)**	**FD Gevindbolt (MD)**	**UD Stift (S)**	**ID BØS (MI)**
				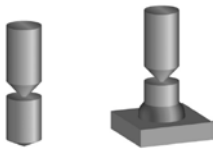	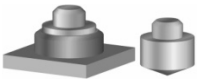
Betonankre Dyvel	**DA Isoleringspind**	**Klips (iso)**	**Klips (plastikkappe)**	**Knækbolt og knækstift**	**Slidstift**
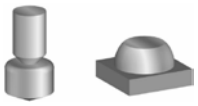					
Skridstift (anti-skid)	**Skulderbolt**	**Fladanker (rektangulærebolt)**	**Fladanker Fladjern**	**Afsatsbolt**	**Splintstift**
					
Konusstift	**Fladtrykt stift**	**J-Bolt**	**Vinkelstift**	**Kurvebolt**	**Keddelstift**
					
Y Anker	**Slisset stift**	**Fiberfix System**	**Fiberfix System**	**HEX NUT**	**Keramikringe**

Edition of DIN EN ISO 13918: 2018

Indholdsfortegnelse

RD Reduceret gevindbolt (MR) | RD Reduced base stud | RD Reduzierte Gewindebolzen 4

MD Gevindbolt (MPF) | MD Threaded studs | MD Gewindebolzen 6

PD Gevindbolt (MP) | PD Threaded Stud | PD Gewindebolzen 7

FD Gevindbolt (MD) | FD Threaded studs | FD Gewindebolzen 9

UD Stift (S) | US Non-Threaded Stud | UD Stift 10

ID Bøs (MI) | ID Tapped Stud | ID Innengewindebüchse 11

SD Betonanker | SD Shear Connectors | SD Kopfbolzen 12

IS Isoleringsstift | IS Insulation Pin | IS Isolierstift 13

Klips til isoleringspinde | Insulation Clips | Clips Für Isolierstifte 14

Klips til isoleringspinde med plastickappe | Insulation Clips, plastic coated | Clips für Isolierstift kunststoffummantelt 15

Knækgevindbolt | Threaded Stud Knock-Off | Abbrech-Gewindebolzen 16

Knækstift | Knock-Off stud St 37-3 | Abbrechstift 16

Slidstift | Anti-Abrasion Stud | Verschleißstift 17

Skridstift (anti skrid knapper) | Anti-Skid Knock-off Studs | Anti-skid Abbrechstifte 17

Kragestift / skulderbolt | Collar Stud - Plain | Kragenstift 18

Fladanker (rektangulærbolte) | Rectangular Stud | Flachanker 18

Fladanker | Flat Anchor | Flachanker 19

Afsatsbolt | Ansatzbolzen | Stepped Stud 19

Splintstift | Locking Stud | Goujon a goupiller 19

Konusstift | Cone stud | Goujon Conique 20

Fladtrykt stift | Flachgedruckter Stift | Flat-ended Stud 20

J-bolt | J-Bolt-Stud | Hakenstift 21

Vinkelstift | Bent stud | Winkelstift 21

Kurvebolt | Curved Stud | Bogenstift 22

Keddelstift | Boiler Stud | Kesselstift 22

Y Anker (varmefast) | Wellenanker | Refractory Y-Anchor 23

Slisset stift (Y Anker varmefast) | Schlitzstift | Slotted stud 24

Fiberfixsystem | Fiberfixsystem | Fiberfixsystem 26

Fiberfix System med gevind | Fiberfix System mit gewinde | Fiberfix System with M 5 Thread 27

Møtrikker | Nut | Nut 28

Keramikringe | Ceramic ferrules | Keramikringe 29

Teknisk information | Technical information | Technische information 32

RD Reduceret gevindbolt (MR) | RD Reduced base stud | RD Reduzierte Gewindebolzen



RD Gevindbolt

RD Reduced base stud

RD Reduzierte Gewindebolzen

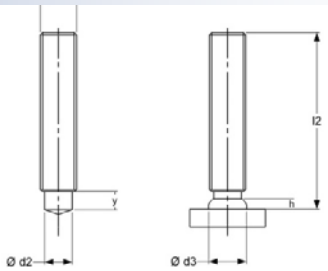

d_1	l_2	d_2	d_3	h	y
RD 6	15-100	4,7	6,7	2,5	4,5
RD 8	15-100	6,2	8,8	2,5	4,5
RD10	15-100	7,9	11,0	3,0	5,0
RD12	20-100	9,5	13,0	4,0	6,5
RD16	25-100	13,2	16,8	5,0	7,5
RD16	25-100	13,2	16,1	5,0	11,0
RD20	30-100	16,5	21,0	6,0	13,0
RD24	50-100	20,0	28,0	7,0	15,0

Gevindbolt							
	St 37-3K	**1. 4301**	**1. 4571**				
Dimension	**Produktnr.**	**Produktnr.**	**Produktnr.**	**Keramik-ring**	**Bolte-holder**	**Keramik-ringholder**	**Fodplade**
Dimension	**Part No**	**Part No**	**Part No**	**Ferrule type**	**Chuck**	**Ferrule Grip**	**Foot assembly**
Dimension	**Produktnr.**	**Produktnr.**	**Produktnr.**	**Keramik-ring**	**Bolzen-halter**	**Keramik-ringhalter**	**Fussplatte**
RD 6 x 15	46-06-015	47-06-015	48-06-015	SP6	BH10150	KH10040	FP10070
RD 6 x 20	46-06-020	47-06-020	48-06-020				
RD 6 x 25	46-06-025	47-06-025	48-06-025				
RD 6 x 30	46-06-030	47-06-030	48-06-030				
RD 6 x 35	46-06-035	47-06-035	48-06-035				
RD 6 x 40	46-06-040	47-06-040	48-06-040				
RD 6 x 45	46-06-045	47-06-045	48-06-045				
RD 6 x 50	46-06-050	47-06-050	48-06-050				
RD 6 x 100	46-06-100	47-06-100	48-06-100				
RD 8 x 15	46-08-015	47-08-015	48-08-015	SP8	BH10160	KH10050	FP10070
RD 8 x 20	46-08-020	47-08-020	48-08-020				
RD 8 x 25	46-08-025	47-08-025	48-08-025				
RD 8 x 30	46-08-030	47-08-030	48-08-030				
RD 8 x 35	46-08-035	47-08-035	48-08-035				
RD 8 x 40	46-08-040	47-08-040	48-08-040				
RD 8 x 45	46-08-045	47-08-045	48-08-045				
RD 8 x 50	46-08-050	47-08-050	48-08-050				
RD 8 x 100	46-08-100	47-08-100	48-08-100				
RD 10 x 20	46-10-020	47-10-020	48-10-020	SP10	BH10230	KH10060	FP10070
RD 10 x 25	46-10-025	47-10-025	48-10-025				
RD 10 x 30	46-10-030	47-10-030	48-10-030				
RD 10 x 35	46-10-035	47-10-035	48-10-035				
RD 10 x 40	46-10-040	47-10-040	48-10-040				
RD 10 x 45	46-10-045	47-10-045	48-10-045				
RD 10 x 50	46-10-050	47-10-050	48-10-050				
RD 10 x 100	46-10-100	47-10-100	48-10-100				
RD 12 x 20	46-12-020	47-12-020	48-12-020	SP12	BH1080	KH10070	FP10070
RD 12 x 25	46-12-025	47-12-025	48-12-025				
RD 12 x 30	46-12-030	47-12-030	48-12-030				
RD 12 x 35	46-12-035	47-12-035	48-12-035				
RD 12 x 43	46-12-040	47-12-040	48-12-040				
RD 12 x 45	46-12-045	47-12-045	48-12-045				
RD 12 x 50	46-12-050	47-12-050	48-12-050				
RD 12 x 200	46-12-200	47-12-200	48-12-200				

RD Reduceret gevindbolt (MR) | RD Reduced base stud | RD Reduzierte Gewindebolzen



RD Gevindbolt

RD Reduced base stud

RD Reduzierte Gewindebolzen

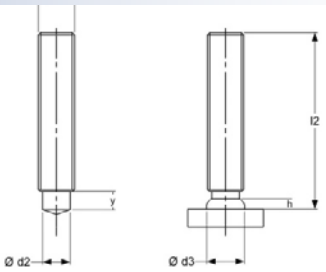

d_1	l_2	d_2	d_3	h	y
RD 6	15-100	4,7	6,7	2,5	4,5
RD 8	15-100	6,2	8,8	2,5	4,5
RD10	15-100	7,9	11,0	3,0	5,0
RD12	20-100	9,5	13,0	4,0	6,5
RD16	25-100	13,2	16,8	5,0	7,5
RD16	25-100	13,2	16,1	5,0	11,0
RD20	30-100	16,5	21,0	6,0	13,0
RD24	50-100	20,0	28,0	7,0	15,0

Gevindbolt							
	St 37-3K	**1. 4301**	**1. 4571**				
Dimension	**Produktnr.**	**Produktnr.**	**Produktnr.**	**Keramik-ring**	**Bolte-holder**	**Keramik-ringholder**	**Fodplade**
Dimension	**Part No**	**Part No**	**Part No**	**Ferrule type**	**Chuck**	**Ferrule Grip**	**Foot assembly**
Dimension	**Produktnr.**	**Produktnr.**	**Produktnr.**	**Keramik-ring**	**Bolzen-halter**	**Keramik-ringhalter**	**Fussplatte**
RD 16 x 20	46-16-020	47-16-020	48-16-020	SP16	BH10200	KH10080	FP10060
RD 16 x 25	46-16-025	47-16-025	48-16-025				
RD 16 x 30	46-16-030	47-16-030	48-16-030				
RD 16 x 35	46-16-035	47-16-035	48-16-035				
RD 16 x 40	46-16-040	47-16-040	48-16-040				
RD 16 x 45	46-16-045	47-16-045	48-16-045				
RD 16 x 50	46-16-050	47-16-050	48-16-050				
RD 16 x 200	46-16-200	47-16-0200	48-16-200				
RD 20 x 20	46-20-020	47-20-020	48-20-020	SP20	BH10210	KH10100	FB10071
RD 20 x 25	46-20-025	47-20-025	48-20-025				
RD 20 x 30	46-20-030	47-20-030	48-20-030				
RD 20 x 35	46-20-035	47-20-035	48-20-035				
RD 20 x 40	46-20-040	47-20-040	48-20-040				
RD 20 x 45	46-20-045	47-20-045	48-20-045				
RD 20 x 50	46-20-050	47-20-050	48-20-050				
RD 20 x 200	46-20-200	47-20-200	48-20-200				
RD 24 x 50	46-24-050	47-24-050	48-20-050	SP24	BH10320	KH10100	FB10071
RD 24 x 60	46-24-060	47-24-060	48-20-060				
RD 24 x 70	46-24-070	47-24-070	48-20-070				
RD 24 x 80	46-24-080	47-24-080	48-20-080				
RD 24 x 90	46-24-090	47-24-090	48-20-090				

MD Gevindbolt (MPF) | MD Threaded studs | MD Gewindebolzen





MD Gevindbolt
MD Threaded studs
MD Gewindebolzen
MD Goulon fileté
MD Sworznie typu

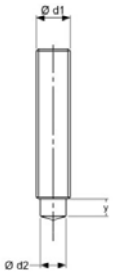

d_1	l_2	d_2 $\pm 0,1$	d_3	h	y^1 $-0,2P^2$
M 6	15-100	5,3	9,0	4,0	5,5
M 8	15-100	7,1	11,0	3	6,0
M 10	15-100	8,95	13,5	3,4	6,5
M 12	20-100	10,8	15,5	4,2	7,5
M 16	30-100	14,6	20,0	5,8	11,0
M 20	35-100	18,3	26,0	6,6	13,0

Gevindbolt							
	St 37-3K	**1. 4301**	**1. 4571**				
Dimension	**Produktnr.**	**Produktnr.**	**Produktnr.**	**Keramikring**	**Bolte-holder**	**Keramik-ringholder**	**Fodplade**
Dimension	**Part No**	**Part No**	**Part No**	**Ferrule type**	**Chuck**	**Ferrule Grip**	**Foot assembly**
Dimension	**Produktnr.**	**Produktnr.**	**Produktnr.**	**Keramikring**	**Bolzen-halter**	**Keramik-ringhalter**	**Fussplatte**
MD 6 x 15	35-06-015	36-06-015	37-06-015				
MD 6 x 20	35-06-020	36-06-020	37-06-020	SPF 6	BH10250	KH10040	FP10010
MD 6 x 25	35-06-025	36-06-025	37-06-025		BH10150		FP10070
MD 6 x 30	35-06-030	36-06-030	37-06-030				
MD 6 x 35	35-06-035	36-06-035	37-06-035				
MD 6 x 40	35-06-040	36-06-040	37-06-040				
MD 6 x 45	35-06-045	36-06-045	37-06-045				
MD 6 x 50	35-06-050	36-06-050	37-06-050				
MD 6 x 100	35-06-100	36-06-100	37-06-100				
MD 8 x 15	35-08-015	36-08-015	37-08-015				
MD 8 x 20	35-08-020	36-08-020	37-08-020	SPF 8	BH10160	KH10060	FP10010
MD 8 x 25	35-08-025	36-08-025	37-08-025				FP10070
MD 8 x 30	35-08-030	36-08-030	37-08-030				
MD 8 x 35	35-08-035	36-08-035	37-08-035				
MD 8 x 40	35-08-040	36-08-040	37-08-040				
MD 8 x 45	35-08-045	36-08-045	37-08-045				
MD 8 x 50	35-08-050	36-08-050	37-08-050				
MD 8 x 100	35-08-100	36-08-100	37-08-100				
MD 10 x 20	35-10-020	36-10-020	37-10-020	SPF 10	BH10230	KH10070	FP10010
MD 10 x 25	35-10-025	36-10-025	37-10-025		BH10170		FP10070
MD 10 x 30	35-10-030	36-10-030	37-10-030				
MD 10 x 35	35-10-035	36-10-035	37-10-035				
MD 10 x 40	35-10-040	36-10-040	37-10-040				
MD 10 x 45	35-10-045	36-10-045	37-10-045				
MD 10 x 50	35-10-050	36-10-050	37-10-050				
MD 10 x 100	35-10-100	36-10-100	37-10-100				
MD 12 x 20	35-12-020	36-12-020	37-12-020	SPF 12	BH10240	KH10080	FP10020
MD 12 x 25	35-12-025	36-12-025	37-12-025		BH10180		FP10060
MD 12 x 30	35-12-030	36-12-030	37-12-030				
MD 12 x 35	35-12-035	36-12-035	37-12-035				
MD 12 x 43	35-12-040	36-12-040	37-12-040				
MD 12 x 45	35-12-045	36-12-045	37-12-045				
MD 12 x 50	35-12-050	36-12-050	37-12-050				
MD 12 x 100	35-12-100	36-12-100	37-12-100				
MD 16 x 20	35-16-020	36-16-020	37-16-020	SPF 16	BH10200	KH10090	FP10020
MD 16 x 25	35-16-025	36-16-025	37-16-025				FP10060
MD 16 x 30	35-16-030	36-16-030	37-16-030				
MD 16 x 35	35-16-035	36-16-035	37-16-035				
MD 16 x 40	35-16-040	36-16-040	37-16-040				
MD 16 x 45	35-16-045	36-16-045	37-16-045				
MD 16 x 50	35-16-050	36-16-050	37-16-050				
MD 16 x 100	35-16-100	36-16-100	37-16-100				
MD 20 x 20	35-20-020	36-20-020	37-20-020	SPF 20	BH10210	KH10090	FP10060
MD 20 x 25	35-20-025	36-20-025	37-20-025				
MD 20 x 30	35-20-030	36-20-030	37-20-030				
MD 20 x 35	35-20-035	36-20-035	37-20-035				
MD 20 x 40	35-20-040	36-20-040	37-20-040				
MD 20 x 45	35-20-045	36-20-045	37-20-045				
MD 20 x 50	35-20-050	36-20-050	37-20-050				
MD 20 x 100	35-20-100	36-20-100	37-20-100				

PD Gevindbolt (MP) | PD Threaded Stud | PD Gewindebolzen



PD Gevindbolt
PD Threaded Stud
PD Gewindebolzen
PD Goulon fileté
PD Sworznie typu

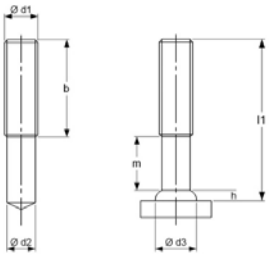

	l_1	$y_1 \quad -0,2p^2$	$d_2 \quad \pm 1$	d_3	h	m
PD 6	15 ≤ l_2 < 35 35 ≤ l_2 < 60 60 ≤ l_2 < 160	9 - -	5,3	8,5	3,5	6,0
PD 8	20 ≤ l_2 < 50 50 ≤ l_2 < 160	9 -	7,1	10,0	3,5	7,5
PD10	20 ≤ l_2 < 50 50 ≤ l_2 < 140 140 ≤ l_2 < 160	9,5 - -	8,95	12,5	4,0	7,0
PD12	25 ≤ l_2 < 50 50 ≤ l_2 < 140 140 ≤ l_2 < 160	11,5 - -	10,8	15,5	4,5	9,5
PD16	30 ≤ l_2 < 55 55 ≤ l_2 < 100 100 ≤ l_2 < 160	13,5 - -	14,6	19,5	6,0	11,5
PD20	35 ≤ l_2 < 50 50 ≤ l_2 < 55 55 ≤ l_2 < 80 80 ≤ l_2 < 100 100 ≤ l_2 < 160	15,5 - - - -	18,3	24,5	7,0	12,0
PD24	35 ≤ l_2 < 50 50 ≤ l_2 < 55 55 ≤ l_2 < 80 80 ≤ l_2 < 100 100 ≤ l_2 < 160	20 - - - -	22,0	30,0	10,0	17,0

Gevindbolt							
	St 37-3K	**1. 4301**	**1. 4571**				
Dimension	**Produktnr.**	**Produktnr.**	**Produktnr.**	**Keramik-ring**	**Bolte-holder**	**Keramik-ringholder**	**Fodplade**
Dimension	**Part No**	**Part No**	**Part No**	**Ferrule type**	**Chuck**	**Ferrule Grip**	**Foot assembly**
Dimension	**Produktnr.**	**Produktnr.**	**Produktnr.**	**Keramik-ring**	**Bolzen-halter**	**Keramik-ringhalter**	**Fussplatte**
PD 6 x 15	46-06-015	47-06-015	48-06-015	SP6	BH10150	KH10040	FP10070
PD 6 x 20	46-06-020	47-06-020	48-06-020				
PD 6 x 25	46-06-025	47-06-025	48-06-025				
PD 6 x 30	46-06-030	47-06-030	48-06-030				
PD 6 x 35	46-06-035	47-06-035	48-06-035				
PD 6 x 40	46-06-040	47-06-040	48-06-040				
PD 6 x 45	46-06-045	47-06-045	48-06-045				
PD 6 x 50	46-06-050	47-06-050	48-06-050				
PD 6 x 100	46-06-100	47-06-100	48-06-100				
PD 8 x 15	46-08-015	47-08-015	48-08-015	SP8	BH10160	KH10050	FP10070
PD 8 x 20	46-08-020	47-08-020	48-08-020				
PD 8 x 25	46-08-025	47-08-025	48-08-025				
PD 8 x 30	46-08-030	47-08-030	48-08-030				
PD 8 x 35	46-08-035	47-08-035	48-08-035				
PD 8 x 40	46-08-040	47-08-040	48-08-040				
PD 8 x 45	46-08-045	47-08-045	48-08-045				
PD 8 x 50	46-08-050	47-08-050	48-08-050				
PD 8 x 100	46-08-100	47-08-100	48-08-100				
PD 10 x 20	46-10-020	47-10-020	48-10-020	SP10	BH10230	KH10060	FP10070
PD 10 x 25	46-10-025	47-10-025	48-10-025				
PD 10 x 30	46-10-030	47-10-030	48-10-030				
PD 10 x 35	46-10-035	47-10-035	48-10-035				
PD 10 x 40	46-10-040	47-10-040	48-10-040				
PD 10 x 45	46-10-045	47-10-045	48-10-045				
PD 10 x 50	46-10-050	47-10-050	48-10-050				
PD 10 x 100	46-10-100	47-10-100	48-10-100				

PD Gevindbolt (MP) | PD Threaded Stud | PD Gewindebolzen



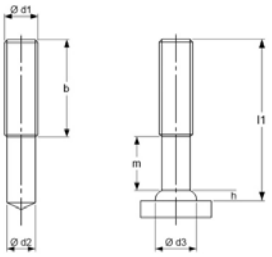

	l_1	$y_1 \ -0,2p^2$	$d_2 \ \pm 1$	d_3	h	m
PD 6	15 ≤ l_2 < 35 35 ≤ l_2 < 60 60 ≤ l_2 < 160	9 - -	5,3	8,5	3,5	6,0
PD 8	20 ≤ l_2 < 50 50 ≤ l_2 < 160	9 -	7,1	10,0	3,5	7,5
PD10	20 ≤ l_2 < 50 50 ≤ l_2 < 140 140 ≤ l_2 < 160	9,5 - -	8,95	12,5	4,0	7,0
PD12	25 ≤ l_2 < 50 50 ≤ l_2 < 140 140 ≤ l_2 < 160	11,5 - -	10,8	15,5	4,5	9,5
PD16	30 ≤ l_2 < 55 55 ≤ l_2 < 100 100 ≤ l_2 < 160	13,5 - -	14,6	19,5	6,0	11,5
PD20	35 ≤ l_2 < 50 50 ≤ l_2 < 55 55 ≤ l_2 < 80 80 ≤ l_2 < 100 100 ≤ l_2 < 160	15,5 - - - -	18,3	24,5	7,0	12,0
PD24	35 ≤ l_2 < 50 50 ≤ l_2 < 55 55 ≤ l_2 < 80 80 ≤ l_2 < 100 100 ≤ l_2 < 160	20 - - - -	22,0	30,0	10,0	17,0

Gevindbolt							
	St 37-3K	**1. 4301**	**1. 4571**				
Dimension	**Produktnr.**	**Produktnr.**	**Produktnr.**	**Keramik-ring**	**Bolte-holder**	**Keramik-ringholder**	**Fodplade**
Dimension	**Part No**	**Part No**	**Part No**	**Ferrule type**	**Chuck**	**Ferrule Grip**	**Foot assembly**
Dimension	**Produktnr.**	**Produktnr.**	**Produktnr.**	**Keramik-ring**	**Bolzen-halter**	**Keramik-ringhalter**	**Fussplatte**
PD 12 x 20	46-12-020	47-12-020	48-12-020	SP12	BH1080	KH10070	FP10070
PD 12 x 25	46-12-025	47-12-025	48-12-025				
PD 12 x 30	46-12-030	47-12-030	48-12-030				
PD 12 x 35	46-12-035	47-12-035	48-12-035				
PD 12 x 43	46-12-040	47-12-040	48-12-040				
PD 12 x 45	46-12-045	47-12-045	48-12-045				
PD 12 x 50	46-12-050	47-12-050	48-12-050				
PD 12 x 200	46-12-200	47-12-200	48-12-200				
PD 16 x 20	46-16-020	47-16-020	48-16-020	SP16	BH10200	KH10080	FP10060
PD 16 x 25	46-16-025	47-16-025	48-16-025				
PD 16 x 30	46-16-030	47-16-030	48-16-030				
PD 16 x 35	46-16-035	47-16-035	48-16-035				
PD 16 x 40	46-16-040	47-16-040	48-16-040				
PD 16 x 45	46-16-045	47-16-045	48-16-045				
PD 16 x 50	46-16-050	47-16-050	48-16-050				
PD 16 x 200	46-16-200	47-16-0200	48-16-200				
PD 20 x 20	46-20-020	47-20-020	48-20-020	SP20	BH10210	KH10100	FB10071
PD 20 x 25	46-20-025	47-20-025	48-20-025				
PD 20 x 30	46-20-030	47-20-030	48-20-030				
PD 20 x 35	46-20-035	47-20-035	48-20-035				
PD 20 x 40	46-20-040	47-20-040	48-20-040				
PD 20 x 45	46-20-045	47-20-045	48-20-045				
PD 20 x 50	46-20-050	47-20-050	48-20-050				
PD 20 x 200	46-20-200	47-20-200	48-20-200				
PD 24 x 50	46-24-050	47-24-050	48-20-050	SP24	BH10320	KH10100	FB10071
PD 24 x 60	46-24-060	47-24-060	48-20-060				
PD 24 x 70	46-24-070	47-24-070	48-20-070				
PD 24 x 80	46-24-080	47-24-080	48-20-080				
PD 24 x 90	46-24-090	47-24-090	48-20-090				

FD Gevindbolt (MD) | FD Threaded studs | FD Gewindebolzen





FD Gevindbolte
FD Threaded studs
FD Gewindebolzen
FD Goulon fileté
FD Worznie typu



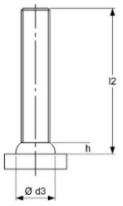

d_1	l_2	d_3	h	m
M 6	15-100	8,5	4,0	4,5
M 8	15-100	11,0	4,0	5,5
M10	15-100	13,0	4,0	6,0
M12	20-100	16,0	5,0	6,5
M16	25-100	21,0	7,0	9,0
M20	30-100	26,0	7,0	11,0

Gevindbolt							
Materiale	**St 37-3K**	**1. 4301**	**1. 4571**				
Dimension	**Produktnr.**	**Produktnr.**	**Produktnr.**	**Keramikring**	**Bolte-holder**	**Keramik-ringholder**	**Fodplade**
Dimension	**Part No**	**Part No**	**Part No**	**Ferrule type**	**Chuck**	**Ferrule Grip**	**Foot assembly**
Dimension	**Produktnr.**	**Produktnr.**	**Produktnr.**	**Keramikring**	**Bolzen-halter**	**Keramik-ringhalter**	**Fussplatte**
FD 6 x 15	38-06-015	39-06-015	40-06-015	SN6	BH10150	KH10040	FB10070
FD 6 x 20	38-06-020	39-06-020	40-06-020				
FD 6 x 25	38-06-025	39-06-025	40-06-025				
FD 6 x 30	38-06-030	39-06-030	40-06-030				
FD 6 x 35	38-06-035	39-06-035	40-06-035				
FD 6 x 40	38-06-040	39-06-040	40-06-040				
FD 6 x 45	38-06-045	39-06-045	40-06-045				
FD 6 x 50	38-06-050	39-06-050	40-06-050				
FD 6 x 100	38-06-100	39-06-100	40-06-100				
FD 8 x 15	38-08-015	39-08-015	40-08-015	SN8	BH10160	KH10060	FB10070
FD 8 x 20	38-08-020	39-08-020	40-08-020				
FD 8 x 25	38-08-025	39-08-025	40-08-025				
FD 8 x 30	38-08-030	39-08-030	40-08-030				
FD 8 x 35	38-08-035	39-08-035	40-08-035				
FD 8 x 40	38-08-040	39-08-040	40-08-040				
FD 8 x 45	38-08-045	39-08-045	40-08-045				
FD 8 x 50	38-08-050	39-08-050	40-08-050				
FD 8 x 100	38-08-100	39-08-100	40-08-100				
FD10 x 20	38-10-020	39-10-020	40-10-020	SN10	BH10230	KH10060	FB10070
FD10 x 25	38-10-025	39-10-025	40-10-025				
FD10 x 30	38-10-030	39-10-030	40-10-030				
FD10 x 35	38-10-035	39-10-035	40-10-035				
FD10 x 40	38-10-040	39-10-040	40-10-040				
FD10 x 45	38-10-045	39-10-045	40-10-045				
FD10 x 50	38-10-050	39-10-050	40-10-050				
FD10 x 100	38-10-100	39-10-100	40-10-100				
FD12 x 20	38-12-020	39-12-020	40-12-020	SN12	BH10180	KH10080	FP10060
FD12 x 25	38-12-025	39-12-025	40-12-025				
FD12 x 30	38-12-030	39-12-030	40-12-030				
FD12 x 35	38-12-035	39-12-035	40-12-035				
FD12 x 43	38-12-040	39-12-040	40-12-040				
FD12 x 45	38-12-045	39-12-045	40-12-045				
FD12 x 50	38-12-050	39-12-050	40-12-050				
FD12 x 200	38-12-200	39-12-200	40-12-200				
FD16 x 20	38-16-020	39-16-020	40-16-020	SN16	BH10200	KH10090	FB10060
FD16 x 25	38-16-025	39-16-025	40-16-025				
FD16 x 30	38-16-030	39-16-030	40-16-030				
FD16 x 35	38-16-035	39-16-035	40-16-035				
FD16 x 40	38-16-040	39-16-040	40-16-040				
FD16 x 45	38-16-045	39-16-045	40-16-045				
FD16 x 50	38-16-050	39-16-050	40-16-050				
FD16 x 200	38-16-200	39-16-200	40-16-200				
FD20 x 20	38-20-020	39-20-020	40-20-020	SN20	BH10210	KH10090	FB10060
FD20 x 25	38-20-025	39-20-025	40-20-025				
FD20 x 30	38-20-030	39-20-030	40-20-030				
FD20 x 35	38-20-035	39-20-035	40-20-035				
FD20 x 40	38-20-040	39-20-040	40-20-040				
FD20 x 45	38-20-045	39-20-045	40-20-045				
FD20 x 50	38-20-050	39-20-050	40-20-050				
FD20 x 200	38-20-200	39-20-200	40-20-200				



UD Stift

UD Non-Threaded Stud

UD Stift

UD Goulon lisse

UD Sztyft typu

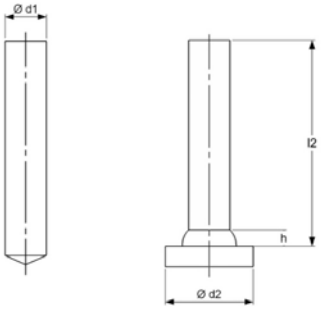

	l_2	d_2	h
M 6	15-100	8,5	4,0
M 8	15-100	11,0	4,0
M10	15-100	13,0	4,0
M 12	15-100	16,0	5,0
M 16	30-100	21,0	7,0
M 20	40-100	26,0	9,0
M 22	40-100	28,0	10,0

UD Stift							
Materiale	**St 37-3K**	**1. 4301**	**1. 4571**				
Mass d1xd2	**Bestell-No**	**Bestell-No**	**Bestell-No**	**Keramikring**	**Bolzen-halter**	**Keramik-ringhalter**	**Fußplatte**
	Part No	**Part No**	**Part No**	**Ferrule type**	**Chuck**	**Ferrule Grip**	**Foot Assembly**
	No de pièce	**No de pièce**	**No de pièce**	**Bague-refractaire**	**Mandrin**	**Porte-bague-refractaire**	**Semelle**
S 6x20	56-06-020	57-06-020	58-06-020	SN6	BH10150	KH10040	FP10070
S 6x25	56-06-025	57-06-025	58-06-025				
S 6x30	56-06-030	57-06-030	58-06-030				
S 6x35	56-06-035	57-06-035	58-06-035				
S 6x40	56-06-040	57-06-040	58-06-040				
S 6x45	56-06-045	57-06-045	58-06-045				
S 6x50	56-06-050	57-06-050	58-06-050				
S 6x100	56-06-100	57-06-100	58-06-100				
S 8x20	56-08-020	57-08-020	58-08-020	SN8	BH10160	KH10060	FP10070
S 8x25	56-08-025	57-08-025	58-08-025				
S 8x30	56-08-030	57-08-030	58-08-030				
S 8x50	56-08-050	57-08-050	58-08-050				
S 8x100	56-08-100	57-08-100	58-08-100				
S 10x20	56-10-020	57-10-020	58-10-020	SN10	BH10230	KH10060	FP10070
S 10x25	56-10-025	57-10-025	58-10-025				
S 10x30	56-10-030	57-10-030	58-10-030				
S 10x50	56-10-050	57-10-050	58-10-050				
S 10x100	56-10-100	57-10-100	58-10-100				
S 12x30	56-12-030	57-12-030	58-12-030	SN12	BH10180	KH10080	FP10060
S 12x40	56-12-040	57-12-040	58-12-040				
S 12x50	56-12-050	57-12-050	58-12-050				
S 12x100	56-12-100	57-12-100	58-12-100				
S 16x30	56-16-030	57-16-030	58-16-030	SN16	BH10200	KH10090	FP10060
S 16x40	56-16-040	57-16-040	58-16-040				
S 16x50	56-16-050	57-16-050	58-16-050				
S 16x100	56-16-100	57-16-100	58-16-100				

ID Bøs (MI) | ID Tapped Stud | ID Innengewindebüchse



ID Bøs

ID Tapped Stud

ID Innengewindebüchse

ID Douille taraudée

ID Gwintowana tulejka

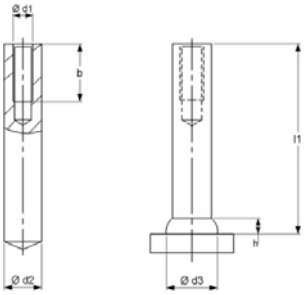

d_1	b	d_2	l_1	d_3	h
M5	7	10,0	15-100	13,0	4,0
M6	9 (7^2)	10,0	15-100	13,0	4,0
M8	12 (8^2)	12,0	15-100	16,0	5,0
M8	12 (8^2)	14,6	15-100	18,5	6,0
M10	15 (8^3)	14,6	15-100	18,5	6,0
M10	15 (8^3)	16,0	20-100	21,0	7,0
M 12	18	18,3	25-100	23,0	7,0
M 16	24	22,0	40-100	28,0	10,0

ID Bøs							
	St 37-3K	**1. 4301**	**1. 4401**				
Mass d_1xd_2	**Bestell-No**	**Bestell-No**	**Bestell-No**	**Keramik-ring**	**Bolzen-halter**	**Keramik-ringhalter**	**Fußplatte**
	Part No	**Part No**	**Part No**	**Ferrule type**	**Chuck**	**Ferrule Grip**	**Foot Assembly**
	No de pièce	**No de pièce**	**No de pièce**	**Bague- refractaire**	**Mandrin**	**Porte-bague- refractaire**	**Semelle**
BU10x15 M 5	61-05-015	62-05-015	63-05-015	SN10	BH10230	KH10060	FP10070
BU10x20 M 5	61-05-020	62-05-020	63-05-020	SN10	BH10170		
BU10x25 M 5	61-05-025	62-05-025	63-05-025				
BU10x20 M 6	61-06-020	62-06-020	63-06-020	SN10	BH10230	KH10060	FP10070
BU10x25 M 6	61-06-025	62-06-025	63-06-025		BH10170		
BU10x30 M 6	61-06-030	62-06-030	63-06-030				
BU10x35 M 6	61-06-035	62-06-035	63-06-035				
BU10x40 M 6	61-06-040	62-06-040	63-06-040				
BU10x50 M 6	61-06-050	62-06-050	63-06-050				
BU12x10 M 8	61-08-010	62-08-010	63-08-010			G=Gaswelding	
BU12x18 M 8	61-08-018	62-08-018	63-08-018	SN12	BH10180	KH10080	FP10060
BU12x20 M 8	61-08-020	62-08-020	63-08-020				
BU12x22 M 8	61-08-022	62-08-022	63-08-022				
BU12x25 M 8	61-08-025	62-08-025	63-08-025				
BU12x30 M 8	61-08-030	62-08-030	63-08-030				
BU12x50 M 8	61-08-050	62-08-050	63-08-050				
BU12x70 M 8	61-08-070	62-08-070	63-08-070				
BU16x22 M10	61-10-022	62-10-022	63-10-022	SN16	BH10200	KH10090	FP10060
BU16x25 M10	61-10-025	62-10-025	63-10-025				
BU16x30 M10	61-10-030	62-10-030	63-10-030				
BU16x50 M10	61-10-050	62-10-050	63-10-050				
BU18x20 M12	61-12-020	62-12-020	63-12-020	SN20			
BU18x25 M12	61-12-025	62-12-025	63-12-025				
BU18x30 M12	61-12-030	62-12-030	63-12-030				
BU18x50 M12	61-12-050	62-12-050	63-12-050				
BU22x25 M16	61-16-025	62-16-025	63-16-025	SN22			
BU22x30 M16	61-16-030	62-16-030	63-16-030				
BU22x50 M16	61-16-050	62-16-050	63-16-050				

SD Betonanker | SD Shear Connectors | SD Kopfbolzen



SD Betonanker
SD Shear Connectors
SD Kopfbolzen
SD Goulon d'ancrage
SD Kotwice do betonu

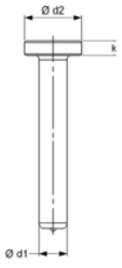

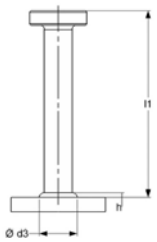

d_1	l_1	d_2	d_3	k	h
10	50-250	19	12,5	7,1	2,5
13	50-250	25	17	8	3
16	50-300	32	21	8	4,5
19	50-300	32	24,0	10	6
22	75-300	35	28,0	10	6
25	75-300	41	31,8	12	7

SD Betonanker (dyvel)							
Dimension	**Länge**	**Bestell-No**	**Gewicht kg/100**	**Keramikring**	**Bolzenhalter**	**Keramikring-halter**	**Fußplatte**
Dimension	**length**	**Part No**	**Weight kg/100**	**Ferrule type**	**Chuck**	**Ferrule Grip**	**Foot Assembly**
Dimension	**længde**	**Produktnr.**	**Vægt kg/100**	**Keramikring**	**Bolteholder**	**Keramikring holder**	**Fodplade**
1/4"	50	75-06-050	1,5	N 1/4"	BH10330	KH10222	FP10090
(6mm)	65	75-06-065	2,0				
	100	75-06-100	2,5				
3/8"	50	75-10-050	4,4	N 3/8"	BH10340	KH10225	FP10090
(10 mm)	75	75-10-075	6,0				
	100	75-10-100	7,3				
	125	75-10-125	8,2				
	150	75-10-150	10,3				
	175	75-10-175	11,8				
1/2"	25	75-13-035	5,2	N 1/2"	BH10350	KH10200	FP10100
(13 mm)	50	75-13-050	7,9			KH10285	
	75	75-13-075	9,8				
	100	75-13-100	12,3				
	125	75-13-125	14,8				
	150	75-13-150	17,3				
	175	75-13-175	19,8				
	200	75-13-200	22,2				
5/8"	35	75-16-035	9,2	N 5/8"	BH10360	KH10210	FP10100
(16mm)	50	75-16-050	11,8				
	75	75-16-075	15,7				
	100	75-16-100	19,5				
	125	75-16-125	23,4				
	150	75-16-150	27,2				
	175	75-16-175	31,1				
	200	75-16-200	34,9				
3/4"	50	75-19-050	16,1	N3/4"	BH10360	KH10210	FP10050
(19mm)	60	75-19-060	17,6				
	75	75-19-075	21,2				
	880	75-19-080	22,4				
	100	75-19-100	26,8				
	125	75-19-125	32,4				
	150	75-19-150	38,0				
	175	75-19-175	43,6				
	200	75-19-200	49,2				
7/8"	75	75-22-075	23,0	N 7/8"	BH10370	KH10220	FP10050
(22mm)	90	75-22-090	27,5				
	100	75-22-100	32,5				
	125	75-22-125	42,5				
	150	75-22-150	50,0				
	175	75-22-175	57,7				
	200	75-22-200	65,0				
	250	75-22-250	81,0				
1"	100	75-25-100	25,0	N 1"			
(25mm)	125	75-25-125	30,0				
	150	75-25-150	31,0				
	175	75-25-175	66,6				
	200	75-25-200	77,9				
	225	75-25-225	87,6				
	250	75-25-250	97,3				

IS Isoleringsstift | IS Insulation Pin | IS Isolierstift

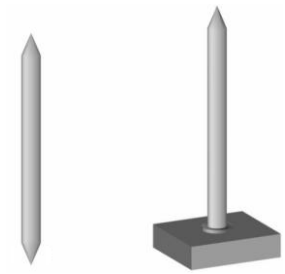

IS Isoleringsstift
IS Insulation Pin
IS Isolierstift
IS Clou d´isolation
IS Sworznie izolacyjne

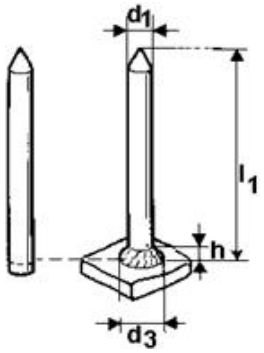

d_1	l_1	d_3	h
3	20-450	6,0	3,5
4	25-450	6,0	3,5
5	60-450	8,0	3,5
6	60-450	8,5	4

IS Isoleringsstift							
	St 37-3K	1. 4301	1. 4571				
Dimension	**Bestell-No**	**Bestell-No**	**Bestell-No**	**Keramikring**	**Bolzen-halter**	**Keramikring-halter**	**Fußplatte**
Dimension	**Part No**	**Part No**	**Part No**	**Ferrule type**	**Chuck**	**Ferrule Grip**	**Foot Assembly**
Dimension	**Produktnr.**	**Produktnr.**	**Produktnr.**	**Keramikring**	**Bolte-holder**	**Keramikring-holder**	**Fodplade**
IS 3X 35	66-03-035	67-03-035	68-03-035	K5	BH10520	KH10230	FP10070
IS 3X 50	66-03-050	67-03-050	68-03-050				
IS 3X 60	66-03-060	67-03-060	68-03-060				
IS 3X 65	66-03-065	67-03-065	68-03-065				
IS 3X 80	66-03-080	67-03-080	68-03-080				
IS 3 X 85	66-03-085	67-03-085	68-03-085				
IS 3X100	66-03-100	67-03-100	68-03-100				
IS 3X110	66-03-110	67-03-110	68-03-110	K5	BH10550	KH10230	FP10070
IS 3X130	66-03-130	67-03-130	68-03-130				
IS 3X160	66-03-160	67-03-160	68-03-160				
IS 3X180	66-03-180	67-03-180	68-03-180				
IS 4X100	66-04-100	67-04-100	68-04-100	K5	BH10620	KH10230	FP10070
IS 4X110	66-04-110	67-04-110	68-04-110				
IS 4X130	66-04-130	67-04-130	68-04-130				
IS 4X150	66-04-150	67-04-150	68-04-150				
IS 4X170	66-04-170	67-04-170	68-04-170				
IS 4X190	66-04-190	67-04-190	68-04-190				
IS 4X200	66-04-200	67-04-200	68-04-200				
IS 4X225	66-04-225	67-04-225	68-04-225				
IS 4X250	66-04-250	67-04-250	68-04-250				
IS 4X275	66-04-275	67-04-275	68-04-275				
IS 4X300	66-04-300	67-04-300	68-04-300				
IS 4X350	66-04-350	67-04-350	68-04-350				
IS 4X400	66-04-400	67-04-400	68-04-400				
IS 5X100	66-05-100	67-05-100	68-05-100	K5	BH10570	KH10230	FP10070
IS 5X125	66-05-125	67-05-125	68-05-125		BH10580		
IS 5X150	66-05-150	67-05-150	68-05-150				
IS 5X175	66-05-175	67-05-175	68-05-175				
IS 5X200	66-05-200	67-05-200	68-05-200				
IS 5X225	66-05-225	67-05-225	68-05-225				
IS 5X250	66-05-250	67-05-250	68-05-250				
IS 5X275	66-05-275	67-05-275	68-05-275				
IS 5X300	66-05-300	67-05-300	68-05-300				
IS 5X325	66-05-325	67-05-325	68-05-325				
IS 5X350	66-05-350	67-05-350	68-05-350				
IS 5X375	66-05-375	67-05-375	68-05-375				
IS 5X400	66-05-400	67-05-400	68-05-400				
IS 5X425	66-05-425	67-05-425	68-05-425				
IS 5X450	66-05-450	67-05-450	68-05-450				
IS 4X475	66-05-475	67-05-475	68-05-475				

Klips til Isoleringspinde

Insulation Clips

Klips Für Isolierstifte

Clips pour clou dísolation



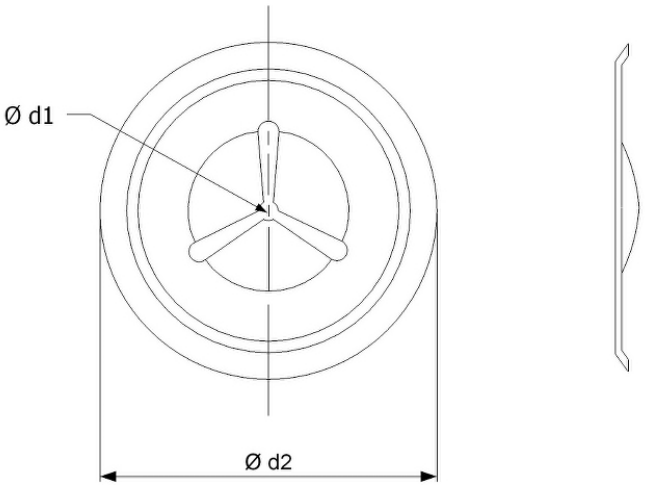

d	St 2K verzinkt **Bestell-Nr.** Part No. No de pièce	1. 4301 **Bestell-Nr** Part No. No de pièce
R2	49-12-002	49-22-002
R3	49-12-003	49-22-003
R4	49-12-004	49-22-004
R5	49-12-005	49-22-005
R6	49-12-006	49-22-006

Klips til isoleringspinde med plastickappe | Insulation Clips, plastic coated | Clips für Isolierstift kunststoffummantelt

Klips til isoleringspinde med plastickappe

Falmer ikke. Hvid selvslukning.



Insulation Clips, plastic coated

non-fading white self-extinguishing

Clips für Isolierstift kunststoffummantelt

flammwidrig lichtecht. Einfärbung weiss

Clip pour clou d'isolation recouvrement plastique

difficilement inflammable -

stable à la lumière - tiente blanche

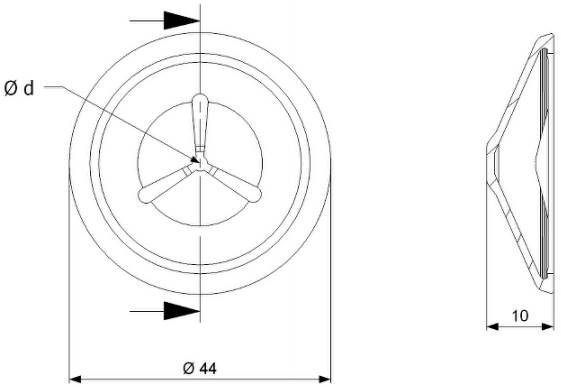

d	St 2K verzinkt **Bestell-Nr.** Part No. No de pièce	1. 4301 **Bestell-Nr** Part No. No de pièce
R3	49-13-003	49-23-003
R4	49-13-004	49-23-004
R5	49-13-005	49-23-005
R6	49-13-006	49-23-006



49-13-003



49-13-003-G



49-13-003-B

Knækgevindbolt | Threaded Stud Knock-Off | Abbrech-Gewindebolzen

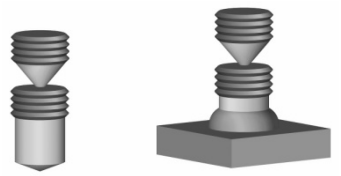

Knækgevindbolt

Threaded Stud Knock-Off

Abbrech-Gewindebolzen

Goujon fileté cassable

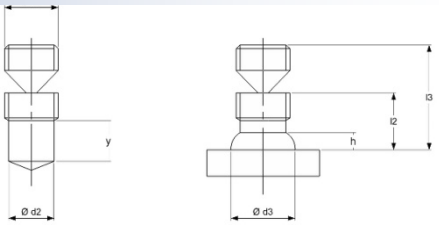

d_1	d_2	h	l_1	l_2
M 6	9,0	3,5	8	25
M 8	9,9	3,0	11	25
M10	13,0	3,4	11	25

Werkstoff – Material - Matière						
	St 37-3K	**1. 4301**	**1. 4571**			
Dimension	**Bestell-No**	**Bestell-No**	**Bestell-No**	**Keramikring**	**Bolzenhalter**	**Keramikring- halter**
Dimension	**Part No**	**Part No**	**Part No**	**Ferrule type**	**Chuck**	**Ferrule Grip**
Dimension	**Produktnr.**	**Produktnr.**	**Produktnr.**	**Keramikring**	**Bolteholder**	**Keramikring- Holder**
M 6	69-06-008	70-06-008	71-06-008	SN6	BH10150	KH10040
M 8	69-08-011	70-08-011	71-08-011	SN8	BH10160	KH10060
M10	69-10-011	70-10-011	71-10-011	KSNF10	BH10170	KH10060

Knækstift | Knock-Off stud St 37-3 | Abbrechstift

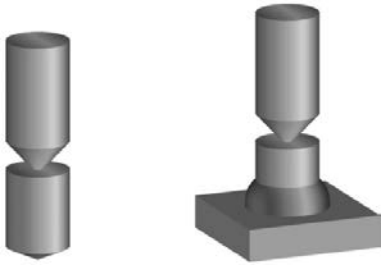

Knækstift

Knock-Off stud St 37-3

Abbrechstift

Goujon cassable

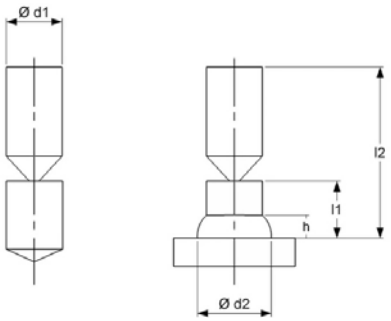

d1	L1	L1	Bestell Nr.	d2	h	Keramikring	Bolzenhalter	Keramikhalter	Fussplatte
			Part no.			**Ferrule**	**Chuck**	**Gerrule Grip**	**Foot Assembly**
			Produktnr.			**Keramikring**	**Bolteholder**	**Keramikholder**	**Fodplade**
8	5	20	73-08-005	11	4	KSN 8	BH10160	KH10160	FP10070
	10	20	73-08-010						
10	6	20	73-10-006	13	4	KSNF 10	BH10170	KH10160	FP10070
	8	20	73-10-008						
	10	20	73-10-010						
12	10	20	73-12-010	16	5	KSNF 12	BH10180	KH10080	FT10060

Slidstift | Anti-Abrasion Stud | Verschleißstift

Anti-Abrasion Stud
Material: High abrasion resistant steel with surface: 56-60 HRc

Verschleißstift
Werkstoff: Hochverschleisfester Stahl, Oberflachenharte: 56-60 HRc

Goujon anti-erosion
Matière: Acier HR, Durete: 56-60 HRc

Materiale: Høj slidfast stål, overfladehårdhed: 56-60 HRc

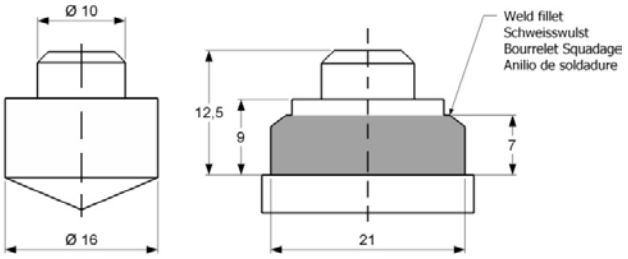

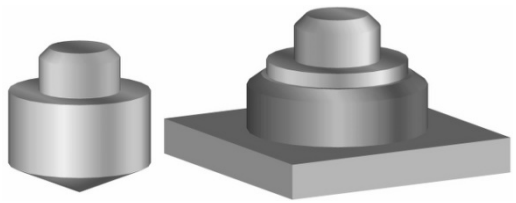

Bestell-No	Gewicht kg/100	Keramikring	Bolzenhalter	Keramikring - halter	Fußplatte
Part No	Weight kg/100	Ferrule type	Chuck	Ferrule Grip	Foot Assembly
Produktnr.	Vægt kg/100	Keramikring	Bolteholder	Keramikring - holder	Fodplade
60-001-003		SN16	BH10230	KH10090	FP10090

Skridstift (anti skrid knapper) | Anti-Skid Knock-off Studs | Anti-skid Abbrechstifte

Anti-Skid Knock-off Studs

Anti-skid Abbrechstifte

Goujon cassable Anti-Skid

Espárragos rompibles antideslizantes

Anti skrid knapper

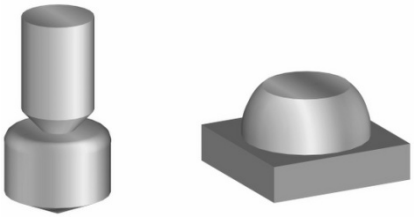

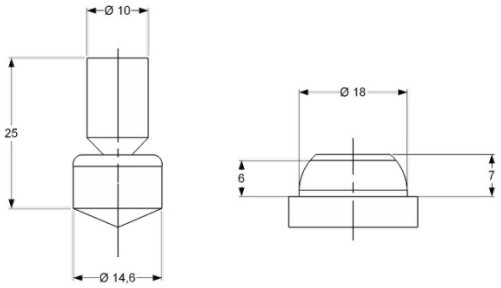

dim Ø	L_1	L_2	Bestell-No	Gewicht kg/100	d_1	h	Keramikring	Bolzen-halter	Keramikring-halter	Fußplatte
mes. Ø			Part No	Weight kg/100			Ferrule type	Chuck	Ferrule Grip	Foot Assembly
dim.			No de pièce	Piods kg/100			Bague-refractaire	Mandrin	Porte-bague-refractaire	Semelle
ø 10			61-001-004	2,100	2,1		SN10	BH10230	KH10090	FP10090
ø 14,6	7	25	61-001-014	2,200	2,1	h	SN16	BH10500	KH10090	FP10090

Kragestift / skulderbolt | Collar Stud - Plain | Kragenstift

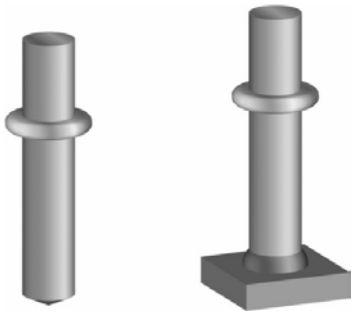

Collar Stud - Plain

Kragenstift

Goujon epaule

Kragestift

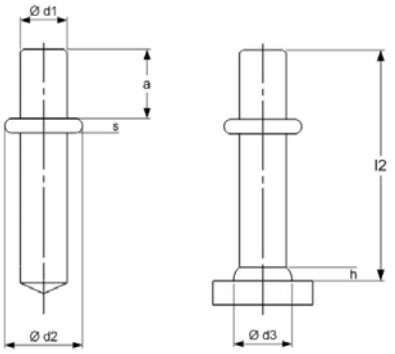

d_1	L_2	Bestell Nr.	Gewicht kg/100	d_2	a	s	Keramik-ring	Bolzen-halter	Keramik-ringhalter	Fußplatte
		Part No	Weight				Ferrule Type	Chuck	Ferrule Grip	Foot-Assembly
		Produktnr.	Vægt				Keramik-ring	Bolte-holder	Keramikring holder	Fodplade
8	30	49-08-030	1,387	14,5	10	3	SN8	BH10160	KH10040	FP10070
	40	49-08-040	1,773							
	50	49-08-050	2,158							
	60	49-08-060	2,551							
	70	49-08-070	2,950							
	80	49-08-080	3,320							

Fladanker (rektangulærbolte) | Rectangular Stud | Flachanker

Stud Description type TT1

Fladanker (rektangulærbolte)

Material: St 37-3K, Mild steel, 1.4301,Rustfrit Stål

Rectangular Stud

Material: St 37-3K, Mild steel, 1.4301,Stainless Steel

Flachanker

Werkstoff: St 37-3K, 1.4301

Goujon plat fendu

Matiére: St 37-3K (-Afnor E24-4), 1.4301 (Z-6 CB 18,9)

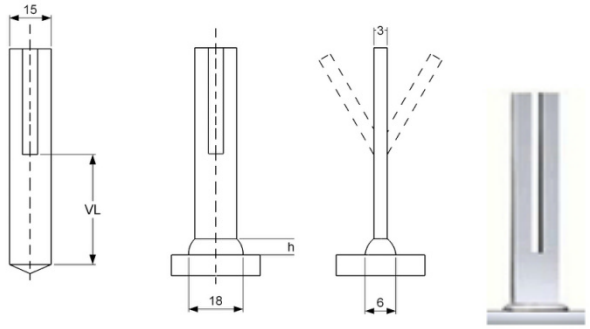

A	V_L	t	Bestell-Nr.	Bestell.Nr.	Gewicht kg/100	Keramik-ring	Bolzen-halter	Keramik-ringhalter	Fußplatte
			Part No.	Part No.	Weight	Ferrule Type	Chuck	Ferrule grip	Foot Assembly
			Produktnr.	Produktnr.	Vægt	Keramik-ring	Mandrin	Keramik-ringholder	Fodplade
			St 37-3K	1,4301					
3x10	50	44	53-310-050	54-310-050	1,60	310RE	89-101-224	89-101-055	81-101-002
	60	44	53-310-060	54-310-060	1,80				
	70	44	53-310-070	54-310-070	2,00				
	75	44	53-310-075	54-310-075	2,15				
	80	44	53-310-080	54-310-080	2,25				
	85	44	53-310-085	54-310-085	2,45				
	90	44	53-310-090	54-310-090	2,55				
	100	44	53-310-100	54-310-100	3,00				
	150	44	53-310-150	54-310-150	3,60				
	200	44	53-310-200	54-310-200	4,90				
3x15	50	44	53-315-050	54-315-050	2,28	315RE	89-101-221	89-101-057	81-101-063
	60	44	53-315-060	54-315-060	2.64				
	70	44	53-315-070	54-315-070	3,00				
	75	44	53-315-075	54-315-075	3,18				
	80	44	53-315-080	54-315-080	3,34				
	85	44	53-315-085	54-315-085	3,54				
	90	44	53-315-090	54-315-090	3,72				
	100	44	53-315-095	54-315-095	4,00				
	150	44	53-315-150	54-315-150	5,30				
	200	44	53-315-200	54-315-200	7,07				

Fladanker | Flat Anchor | Flachanker



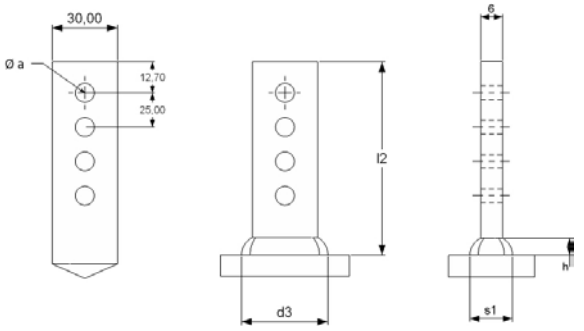

Part Number	Length	Holes
55-3006-050	50,00	one
55-3006-075	75,00	two
55-3006-100	100,00	three
55-3006-125	125,00	four
55-3006-150	150,00	five

Afsatsbolt | Ansatzbolzen | Stepped Stud

Stud Description Type BS6

Bei Anfrage bitte d1, d2, l2, l3 und Werkstoff angeben.

Please state d1, d2, l2, l3 and material when requesting these studs.

Indiquez s.v.p. pour consultation d1, d2, l2, l3 et nuance

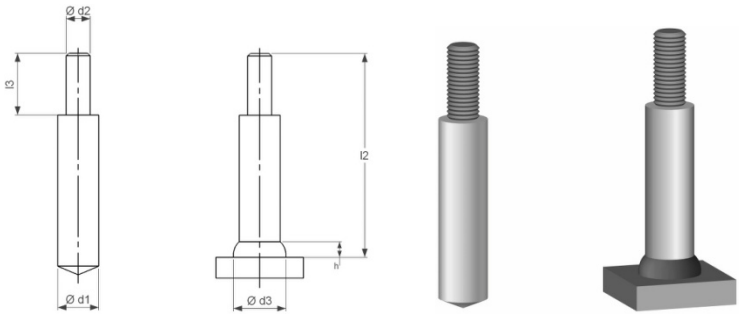

Splintstift | Locking Stud | Goujon a goupiller

Stud Description type BS7

Bei Anfrage bitte d1, d2, l2, l3 und Werkstoff angeben.

Please state d1, d2, l2, l3 and material when requesting these studs.

Indiquez s.v.p. pour consultation d1, d2, l2, l3 et nuance

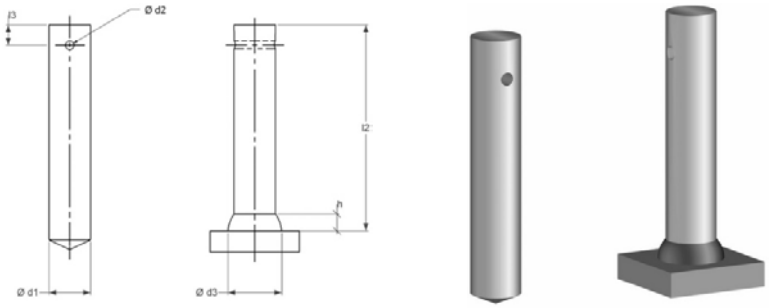

Konusstift | Cone stud | Goujon Conique

Stud Description type BS8

Bei Anfrage bitte d1, d2, l2, l3 und Werkstoff angeben.

Please state d1, d2, l2, l3 and material when requesting these studs.

Indiquez s.v.p. pour consultation d1, d2, l2, l3 et nuance

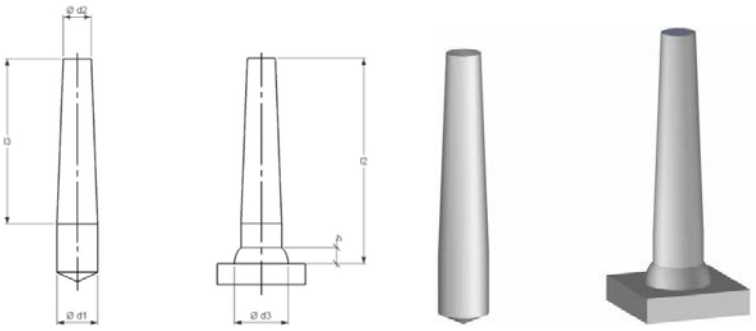

Lieferbare Abmessungen	Available dimensions	Dimensions livrable
d2	**L1**	**d3**
12	50-430	9
16	50-430	11

Fladtrykt stift | Flachgedruckter Stift | Flat-ended Stud

Stud description Type BS9

Werkstoff: St 37-3K

Material. St 37-3k

Materiale: St 37-3K

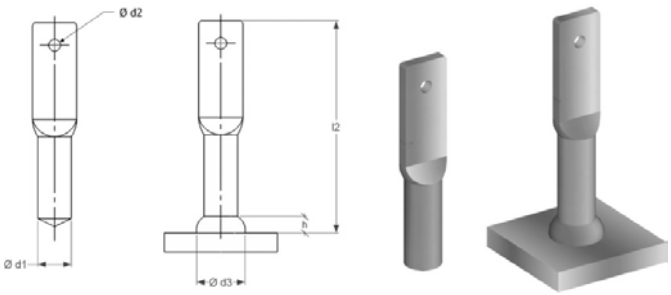

J-bolt | J-Bolt-Stud | Hakenstift

Stud descripton type BS 4

Hakenstift
Werkstoff: St 37-3K

J-Bolt-Stud
Material: St 37-3K

Goujon crochet
Matière: St 37-3K

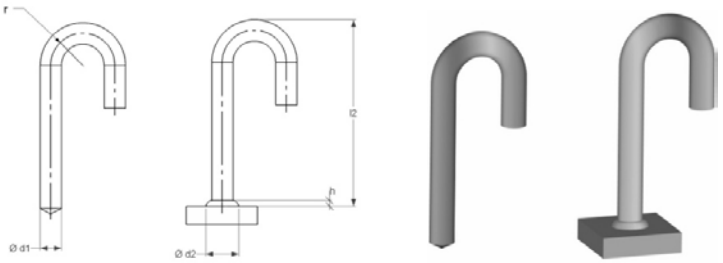

d1	L2	R
8-12	>150	5 x d1
16	>180	5 x d1
20	>200	5 x d1
22	>220	5 x d1

Vinkelstift | Bent stud | Winkelstift

Stud description type BS 5

Werkstoff: St. 37-3K

Material: St.37-3

Matière: St 37-3K

Werkstoffe l.4713 und 1.4742 auf Anfrage
Material 1.4713 and 1.4742 available on request
Nuances 1.4713 (Sicro 8) et 1.4742 (Sicro 10) sur demande

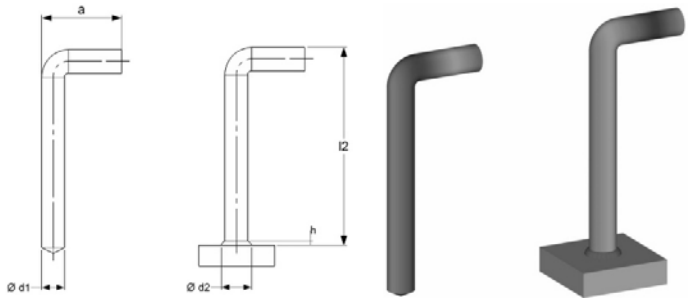

d_1	L_2	a
6	30-60	15
8	30-60	15
10	40-100	25
12	40-100	25

Kurvebolt | Curved Stud | Bogenstift

Stud description type BS 3

Bogenstift

Werkstoff: St 37-3

Curved Stud

Material: St 37-3K

Kurvebolt

Materiale: St 37-3K

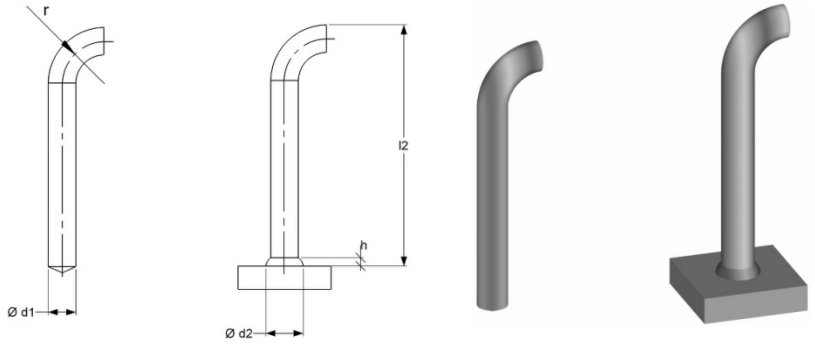

Lieferbare Abmessungen	Available dimensions	Dimensions livrable
d1	**L3**	**r**
6	>28	>9
8	>28	>9

Keddelstift | Boiler Stud | Kesselstift

Stud descripton type BS 1

Werkstoff: 1.4713 (Sicro 8), 1.4742 (Sicro 10), 1.4762 (Sicro 12)

Material: 1.4713 (Sicro 8), 1.4742 (Sicro 10), 1.4762 (Sicro 12)

Matière: 1.4713 (Z-8 CA 7/ Sicro 8), 1.4742 (Z-10 CAS 18/Sicro 10), 1.4762 (Z10 CAS 24/Sicro 12)

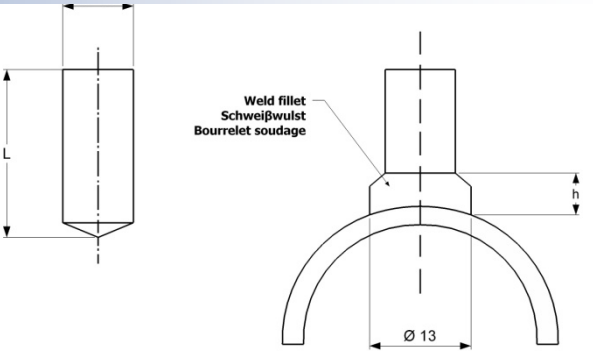

Werkstoffe St 37-3K und 1.5415 (15 Mo 3) auf Anfrage
Material St 37-3K and 1.5415 available on request
Nuances St 37-3K (-Afnor 24-4) et 1.5415 (Z-15 D3) sur demande

Stud descripton type BS 2

Hohlkopfstift

Werklstoff_ 1.4762 (Sicro 12)

Concave Stud for boiler restudding

Material: 1.4762 (Sicro 12)

Goujon chaudière tête creuse

Matière: 1.4762 (Sicro 12)

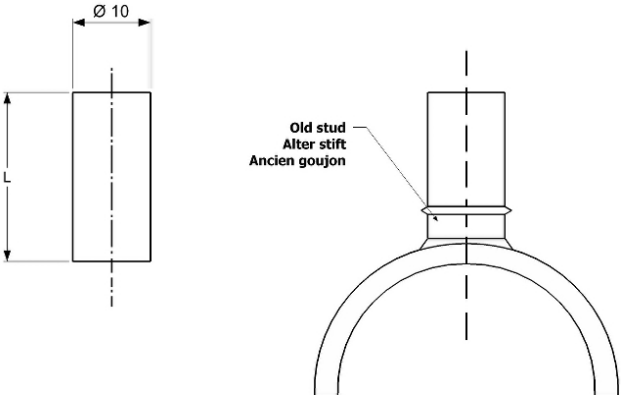

Werkstoffe l.4713 und 1.4742 auf Anfrage
Material 1.4713 and 1.4742 available on request
Nuances 1.4713 (Sicro 8) et 1.4742 (Sicro 10) sur demande

Stud description Type YA1

Werkstoff: St 37-3K, 1.4301, 1.4841

Material: St 37-3K, 1.4301, 1.4801

Matiére: St 37-3K (-Afnor E 24-4) 1.4301 (Z-6 CN 18.9),

1.4841 (Z12- CNS 25.20)

Werkstoff 1.4828 auf Anfrage. Material 1.4828 available on request. Nuance 1.4828 (Z-15 CNS 20.12) sur demande.

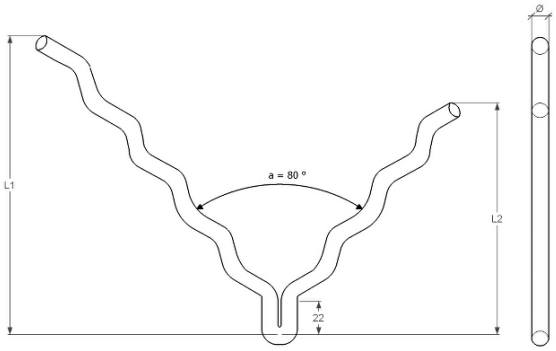

Stud Description Type YA2

Wellenanker mit Buchse
Werkstoff: wie bei Typ YA 1

Refractory Y-Anchor with tapped stud attached
Material: same as type YA1

Ancre ondulée avec douille taraudée
Matiére: identique au type YA1

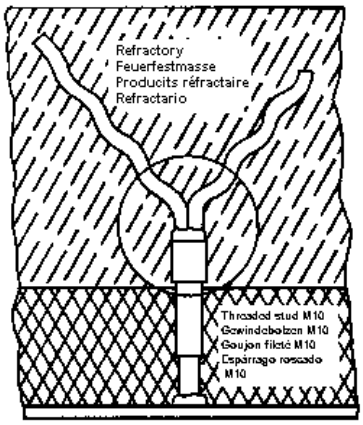

Anwendungsbeispiele:
1. Bei mehrschichtigen bzw.starken Auskleidungen
2. Zur Kombination unterschiedlicher Stahlqualitäten
-- (artgleiche Werkstoffe werden verschweisst,
-- unterschiedliche geschraubt)

Application examples
1. For multi-layered or heavy refractories
2. To allow the refractory y-anchor to be
-- applied to differing base materials (for
-- weld purposes the stud and base
-- materials must match)

Examples d'applications:
1. Mullticouches par ex: revêtement épais
2. Exigences de la technique de soudage compatibilité
-- - de la matière du goujon
-- - de la matiìere du support

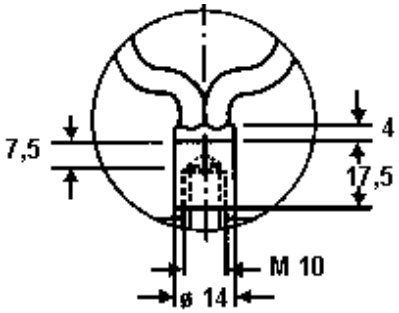



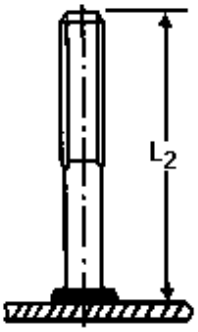

Die standardmässig aufgeführten Wellenanker können mit Gewindebüchsen M10 geliefert werden.
Bitte gesondert angeben

The standard refractory y-anchor are available welded to a M10 tapped stud.
Please specify on order

Les andres ondulées standards peuver être livrées avec douilles teraudées M10,prévues à cet effet le préciser à la commande s.v.p

Gewindebolzen	Threaded Stud	Goujon fileté
PT M 11	PT M 11	PT M 11

Stud description Type SS1

Werkstoff: St 37-3K, 1.4301, 1.4713 (Sicro 8), 1.4841

Material: St-37-3K, 1.4301, 1.4713, 1.4841

Materiale: St 37-3K (-Afnor E 24-4). 1.4301 (Z-6 CN 18.9), 1.4713 (Z-8 CA 7/ Sicro 8), 1.4841 (Z-12 CNS 25.20)



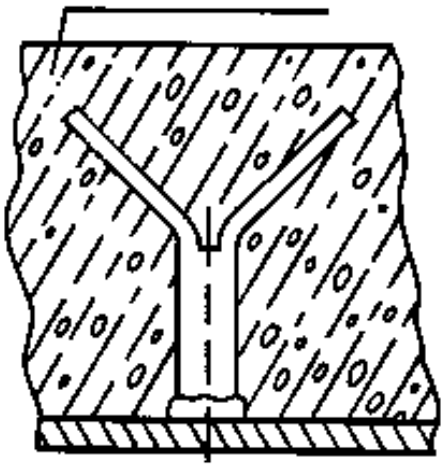

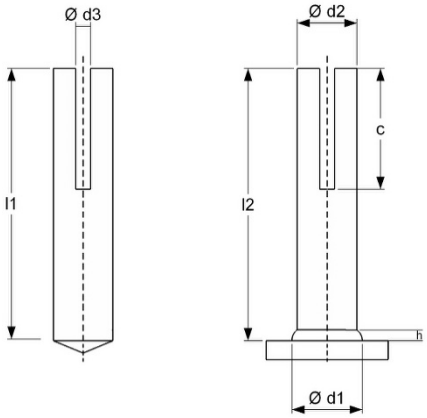

Refractory, Feuerfestmasse, Produits refractaires, Refractario

Stud description Type SS 2

Schlitzstift mit M 10 Gewinde

Werkstoff: St 37-3K, 1.4301, 1.4713 (Sicro 8), 1.4841

Slotted Stud with M10 - thread

Material: St-37-3K, 1.4301, 1.4713, 1.4841
Slisset stift med M10 gevind

Matière: St 37-3K (-Afnor E 24-4). 1.4301 (Z-6 CN 18.9),
1.4713 (Z-8 CA 7/ Sicro 8), 1.4841 (Z-12 CNS 25.20)

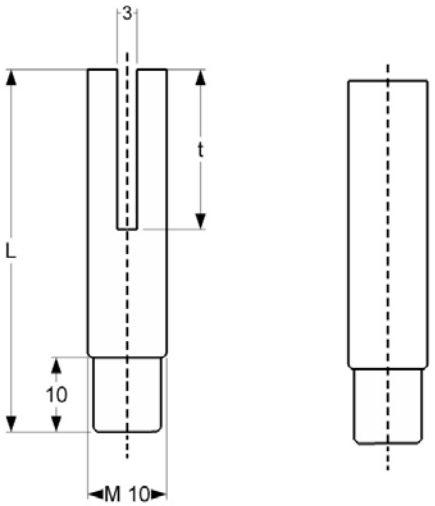

Die standardmässig aufgeführten Schlitzstifte können ebenfalss mit einem M10-Gewinde vershen geliefert werden. Die für diese Anwendung dann notwendigen Innengewindebuchsen. MI finden Sie in diesem Program auf Seite 14

The standard slotted studs are availabe with M10 thread. The tapped stud reqwuired for this application can be found on page 14



Le goujon lisse fendu ci-dessus peut être livré avec une partie filetée M10, ce dernier nécessite l'utilisation de la douille taraudée type MI page 14.

Standarden slidsede stutterier er tilgængelige med M10 gevind. De udnyttes stud kræves til dette program kan findes på side 14

Werkstoffe 1.4828 und 1.5415 (15 Mo 3) auf Anfrage
Material 1.4828 and 1.5415 available on request
Nuances 1.4828 (Z-15 CNS 20.12) et 1.5415 (Z-15 D3) sur demande

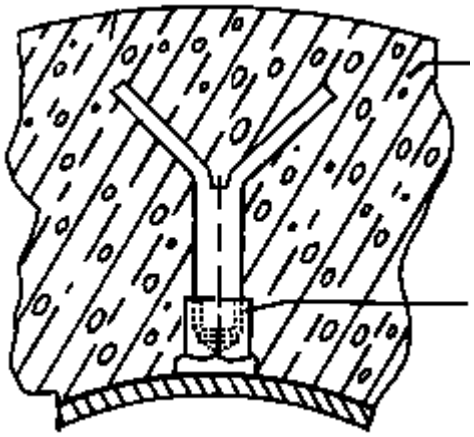



Stud description type FF1

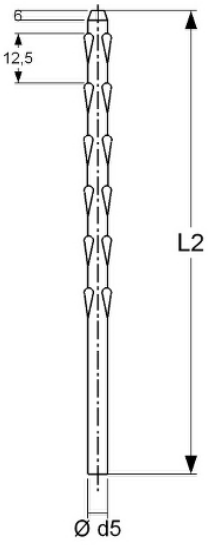

Fiberfix System
Werkstoff: 1.4841, 2,4851
(Entspricht Inconel 601)

Fiberfix System
Material: 1.4841, 2.4851

Fiberfix System
Materiale: 1.4841, 2.4851

Système Fiberfix (pour réfractaire fibreux)
Matière: 1.4841 (Z-12 CNS 25.20),
2.4851 (Inconel 601)

Werkstoff 1.4301 auf Anfrage
Material 1.4301 available on request
Nuances 1.4301 su demande

L2	Gewicht kg/100 Weight Poids
75	1,15
100	1,54
200	3,08
300	4,64

D60

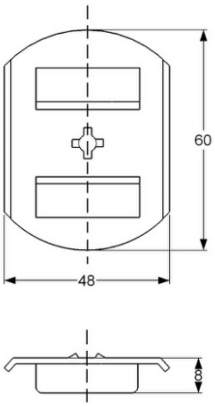

Drehclip
Turnclip
Clip de verrouillage

Werkstoff Material Matiére	Bestell. Nr. Part No. No. die piéce	Gewicht Weight Poids Kg/100
1.4301	62-001-040	2,91
1.4841	62-001-041	
2.2851	62-001-042	

D38

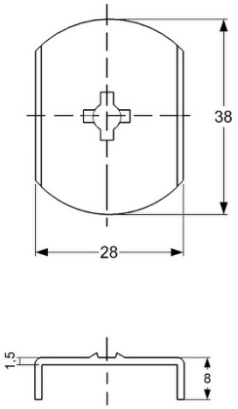

Drehclip
Turnclip
Clip de verrouillage

Werkstoff Material Matiére	Bestell. Nr. Part No. No. die piéce	Gewicht Weight Poids Kg/100
1.4301	62-001-043	1,43
1.4841	62-001-044	
2.2851	62-001-045	

M

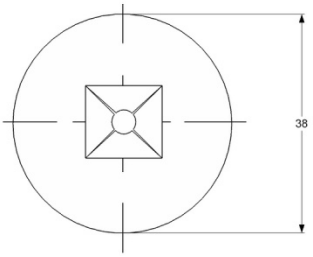

Montageclip
Mounting clip
Clip de montage

Werkstoff Material Matiére	Bestell. Nr. Part No. No. die piéce	Gewicht Weight Poids Kg/100
1.4301	62-005-042	0,65

Stud Description Type FF 2

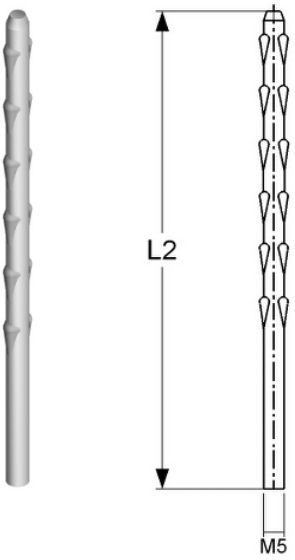

Fiberfix System mit gewinde für Innengewindebuchen
Werkstoff: 1.4301

Fiberfix System with M 5 Thread
for Application with Tapped Studs
Material: 1.4301

Fiberfix System med gevind til gevindbolte
Materiale: 1.4301

Système Fiberfix filetè associe à douille taraudée
Matière: 1.4301 (Z-6 CN 18.9)

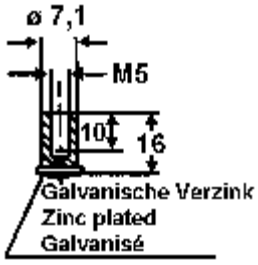

Isolierstofflagen
Insulation Layers
Matales d'isolation
Capas de aislamiento

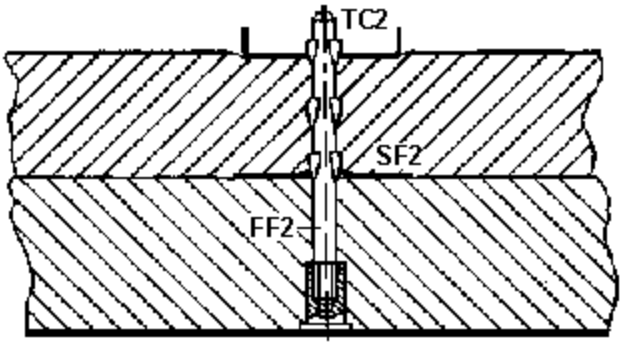

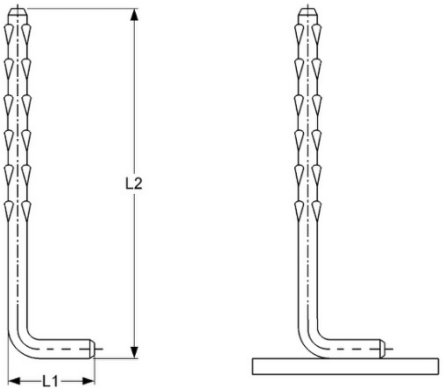

Lieferung auch in abgewinkelter Form möchlich (Handschweissung).
Bei Bestellung bitte L1 und L2 angeben.

Available in angle form for possible handwelding.
When ordring please state L1 and L2.

Livable aussi en version plié (soudage manual)
Indiquez s.v.p. à la cde. L1 et L2.

Schlitzmutter
Werkstoff: Stahl, verzinkt,

Ecrou fendu,
Matière: Ancier, zingué

Deck Nut SLM
Material: Steel,zinc plated

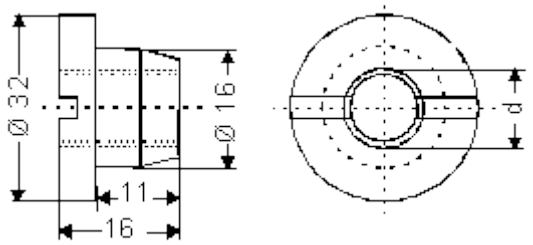

D	Bestell Nr. No. De pièce. Part No.
M10	45-10-05
M12	45-12-05

Hex Nut
Werkstoff: Stahl, verzinkt und gelbchromatiert

Hex Nut
(Ecrou 6 pans creux)
Matière: Ancier, zingué, bichromaté
jaune électrolyique

Deck Nut SLM
Material: Steel,zinc die chromate

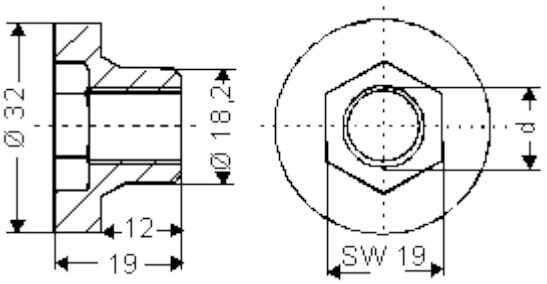

D	Bestell Nr No. De pièce Part No.
M 10	45-10-00
M 12	45-12-00

Tellermutter
Werkstoff: Stahl, verzinkt, 1.4301

Ecrou plat,
Matière: Ancier, zingué
1.4301 (Z-6 CN 18.9)

Deck Nut SLM
Material: Steel,zinc plated, 1.4301

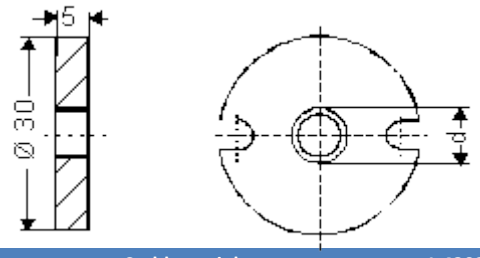

D	Stahl, verzinkt Bestell Nr. No. De. Piéce Part No.	1.4303 Bestell Nr. No. De. Piéce Part No.
M10	45-10-10	45-10-11
M12	45-12-10	45-12-11

TYPE	Ø d_1	Ø d_2	a	h	Bestell-Nr.
PF6 (SP6)	9,6	11,6	4,7	8,7	72-00-006
PF8 (SP8)	11,3	13,6	3,2	6,5	72-00-008
PF10 (SP10)	14,8	17,8	3,5	6,7	72-00-010
PF12 (SP12)	16,5	20	5,2	9,2	72-00-012
PF16 (SP16)	19,9	26	7	11	72-00-016
PF24 (SP24) (SN22 7/8")	30,7	38,5	13,8	18,6	72-00-024
SP-F8	14,8	17,8	2,3	4,7	74-00-008
SP-F10	16,5	20,1	2,5	5,5	74-00-010
SP-F12	19,9	23,3	3	5,7	74-00-012
SP-F16	26,1	29	4	9	74-00-016
SP-F18 (SR-F20)	26,1	32,5	5,5	9	74-00-018
SP-F20 (KSN 18)	30,7	33,8	6	10	74-00-020
UF4 (SN4)	9,6	11,6	4,7	8,7	73-00-004
UF5 (SN5) (SP6)	9,6	11,6	4,7	8,7	73-00-005
UF6 (SN6)	9,6	11,6	4,7	8,7	73-00-006
UF1/4" (SN1/4")	12,8	16,3	6,3	11,1	73-00-007
UF8 (SN8)	14,8	17,8	4,7	8,7	73-00-008
UF3/8" (SN3/8")	16,5	20	6,3	9,9	73-00-009
UF10 (SN10)	14,8	17,8	5,1	9,9	73-00-010
UF12 (SN12)	16,5	20,2	6	10,7	73-00-012
UF1/2" (SN1/2") (SP14)	19,9	22,2	6,3	11,1	73-00-013
UF14 (SN14)	19,9	26,1	6,3	10,6	73-00-014
UF16 5/8) (SN16 5/8")	26,1	29,1	8,6	13,3	73-00-016
UF19 3/4" (SN19 3/4")	26,1	30,8	11,9	16,7	73-00-019
UF20 (SN20)	26,1	32,8	9,5	14,2	73-00-020
UF22 7/8" (SN22 7/8") (SP24)	30,7	38,5	13,8	18,6	73-00-022
UF25 1" (SN25 1")	35,5	40,5	16,5	20,8	73-00-025
KSN-F10	14,8	17,8	4,6	7,4	73-00-010-F
KSN-F12	19,9	23,3	3	6,5	73-00-012-F
RF5 (SR5)	9,6	11,6	5,9	7,9	71-00-005
RF6 (SR6)	9,6	11,6	5,9	10	71-00-006
RF8 (SR8)	12,5	15,4	7,1	11	71-00-008
RF10 (SR10)	14,8	17,8	7,1	11	71-00-010
RF12 (SR12)	16,5	20,1	8,3	13	71-00-012
RF16 (SR16)	19,9	26,1	9,9	14,7	71-00-016
K5	18	4	9		76-01-050
K6	18	4	9		76-01-051

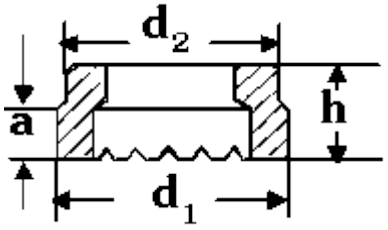

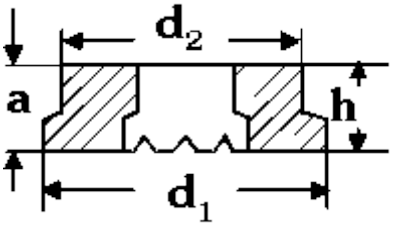

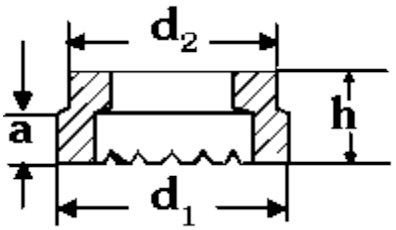

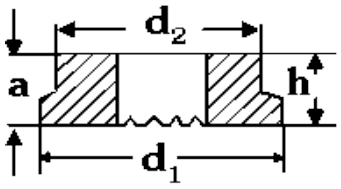

Typ | Type	Ø d2	Ø d1	a	h	Bestell-Nr. No de piéce Part No.
SR-F 5	14,8	17,8	2,3	4,7	71-00-005-F
SR-F 8	14,8	17,8	2,3	4,7	71-00-008-F
SR-F14	19,9	26,1	5,0	10,6	71-00-014-F
SR-F20(SP-F18)	26,1	32,5	5,5	9,0	71-00-020-F

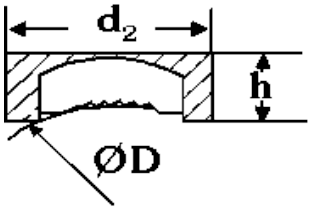

Typ | Type	Ø d2	Ø d1	a	h	Bestell-Nr. No de piéce Part No.
AWKR 3/8"	14,8	17,8	14	18	78-00-054
AWKR 1/2"	19,9	26,2	15,8	20,6	78-00-055
AWKR 5/8"	19,9	26,2	17,8	22,7	78-00-056
ABKR 12-50	23	50,8		9,9	78-01-066
ABKR 14-50	26	47,6		16,6	78-01-073
ABKR 16-50	26,5	50,8		9	78-01-060
ABKR 19-95	29,5	95,0		9	78-01-067

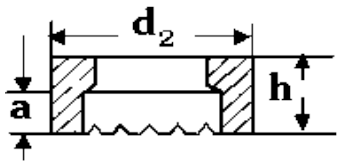

Typ | Type	Ø d2	Ø d1	a	h	Bestell-Nr. No de piéce Part No.
KW 10/5,5	17			5,5	78-01-027
KRA 3/16"	19			6,55	78-01-050
KRA 1/4"	19			6,55	78-01-047
KRA 5/16"	19			6,55	78-01-051
KRA 3/8"	25,4			9,7	78-01-048
KRA 7/16"	25,4			9,7	78-01-052
KRA 1/2"	25,2			9,7	78-01-049

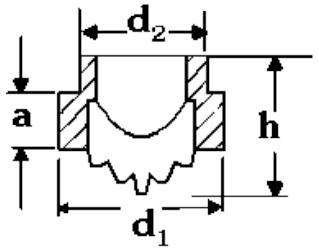

Typ | Type	Ø d2	Ø d1	a	h	Bestell-Nr. No de piéce Part No.
IWKR1/4"	9,65	14,7	8,9	12,8	77-00-006
IWKR 3/8"	12,8	16,3	9,5	12,2	77-00-010
IWKR 1/2"	16,5	20,1	12,7	17,5	77-00-013
IWKR 5/8"	19,9	26,2	17,4	22,2	77-00-016

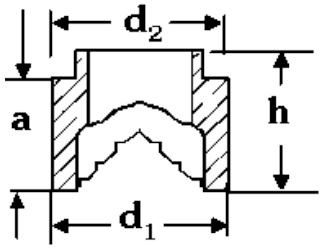

Typ | Type	Ø d2	Ø d1	a	h	Bestell-Nr. No de piéce Part No.
AWKR 3/8"	14,8	17,8	14	18	78-00-054
AWKR 1/2"	19,9	26,2	15,8	20,6	78-00-055
AWKR 5/8"	19,9	26,2	17,8	22,7	78-00-056

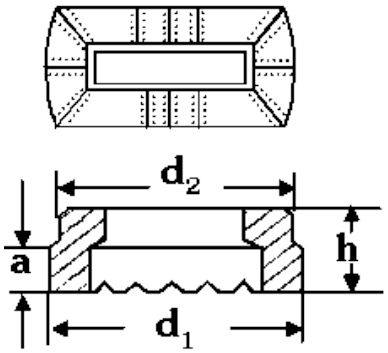

Typ | Type	Ø d2	Ø d1	a	h	Bestell-Nr. No de piéce Part No.
KF15X3	19,9	26	7	11,1	76-01-030
KF15X5	19,9	26	7	11,1	76-01-031
KF25X3	30,7	35,7	8	13	79-01-032
KF25X5	30,7	35,7	8	13	76-01-033

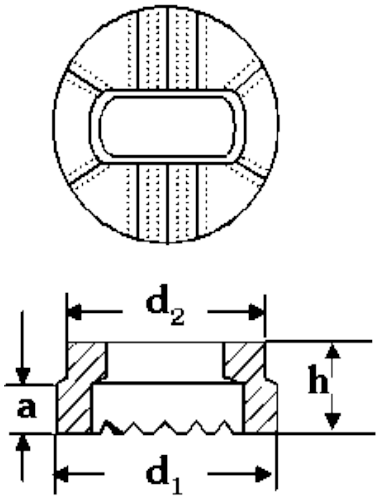

Typ | Type	Ø d2	Ø d1	a	h	Bestell-Nr. No de piéce Part No.
KFW13X6	19,9	26,1	5,5	12	76-01-034

Indholdsfortegnelse

Teknisk data for boltsvejsning 33
Technical data for drawn arc stud welding 35
Teknisk daten für die Erstellung Bogen Bolzenschweißen 37
DA Boltesvejsemaskiner 39

Efter løftetændingsmetoden kaldet Drawn Arc metoden (DA - lysbue)

Bolte materiale:
Vi garanterer mekaniske egenskaber i henhold til DIN 257, blad 3, klasse 4,8 for alle gevind bolte, bolte uden gevind – stifter og lignende bolte af vores standard sortiment.

Trækstyrke: min. 400 N/mm2 Flydespænding: min. 320 N/mm2 Forlængelse: min. 14%.

Vi garanterer følgende mekaniske egenskaber for beton ankre og shear connectors: Trækstyrke: 450-600 N/mm2 Flydespænding: min. 350 N/mm2 Forlængelse: min. 15%.

Rustfrit stål:
Alle rustfrit stål bolte der er fremstillet af materiale No.1.4301 eller 1,4303. Garanterede mekaniske egenskaber: Trækstyrke: min. 500 N/mm2

Flydespænding: min. 185 N/mm2 Forlængelse: min. 40%.

Varmefaste DABOTEK bolte der er lavet af fremstillet af materialer nr. 1.4713, 1.4742,1 .4782,1.4828, 1,4841. Disse materialer tilstræber vi altid er på lager. Der henvises til den særlige side om "Oplysninger om stål til anvendelse i varmebestandigt industrien".

Bolte dimensioner:
Bolte dimensioner beskrives med følgende dimensioner. Dimension "L1" er boltens længde "efter svejsning", dvs. bolte leveret af os, er 1-5mm længere end den angivne købs størrelse, alt efter diameteren på bolten. (påsvejsnings overdimensioner).

Trådene i DABOTEK's bolte er koldt valsede. Gevindet på boltene er fremstillet med tråd tolerancer i henhold til ISO DIN 13, blad 34. Særlige tråde til rådighed på anmodning.

Boltenes svejsespids er metalliseret (belagt)
Alle DABOTEK's bolte er forsynet med en metalbelægning på svejse spidsen, som gør det let at svejse, stabiliserer lysbuen og deoxidation af smeltebadet (pool). Kvalitet og korrekt dosering af "Metalliseringen" er væsentlige faktorer for at opnå perfekt og ensartede svejsninger.

Overfladebeskyttelse:
Hvis det er nødvendigt, at kan følgende overfladebelækning leveres:

zink-belagte
zink-belagte og gule cromatiseret
forkobret
nikkel-belagte på forkobret base e) cadmierede.
I tilfælde af zink og cadmium, er klædningen fjernet ved svejsning spidsen, for at forhindre forurening af smeltebadet (pool).

Bestilling af specifikationer:

Brug den type/varenr. Eller følgende specifikationer er påkrævet, når du bestiller:
type studs
bolte diameter "d"
bolte længde "L1"
materiale
overflade beskyttelse.

Vores standard sortiment omfatter følgende typer af studs:

Type D : Fuld gevind bolte

Type PD (P) : Delvis gevind på bolt, gevindlængde efter EN ISO 13918 eller glat stykke efter behov.

Type RD (MR) : Gevind bolt med reduceret mindre tråddiameter på svejsespidsen.
Se tabellen for reduktion i længde og diameter. Derfor vil diameteren på svejsebadet efter svejsningen svare til den nominelle diameter på boltens tråd.

Type UD (S) : Bolt uden gevind kaldet Stift

Keramikringe:
Hver type svejsebolt kræver sin egen særlige keramikring. Af svejsemæssige årsager skal DABOTEK's svejsebolte altid anvendes sammen med DABOTEK's keramikringe.

Smeltebadet:
Under svejseprocessen formes der i forbindelse med smeltebadet en ring rund om bolten. Dimension på ringen rund om bolten bestemmes af keramikringen.

Ringens diameter "D3" er sædvanligvis større end den nominelle boltediameter.

Den keramiske ring koncentrerer under svejsningen lysbuen, udelukker atmosfæren og danner en ringen rund om bolten under svejsningen.

Vi forbeholder os ret til tekniske ændringer

Stud material
We guarantee mechanical properties according to DIN 257, sheet 3, property class 4.8 for all threaded studs, unthreaded studs and similar studs of our standard range.
Tensile strength : min. 400 N/mm2 Yield
strength : min. 320 N/mm2 Elongation :
min. 14%.

We guarantee the following mechanical properties for concrete anchors and shear connectors: Tensile strength : 450-600 N/mm2
Yield strength : min. 350 N/mm2
Elongation : min. 15%.

Stainless steels
All stainless steel studs are made from material No.1.4301 or 1.4303. Guaranteed mechanical properties: Tensile strength : min. 500 N/mm2
Yield strength : min. 185 N/mm2
Elongation : min. 40%.
Refractory DABOTEK studs are made from the following materials: Material No.1.4713,1.4742,1 .4782,1.4828, 1.4841. These materials are always in stock. Refer to the special sheets concerning "Data concerning steel for application in the heat resisting industry".

Stud dimensions
The stud dimensions can be found in the following dimension sheets. The dimension "l1" is the stud length "after welding", i.e. the studs delivered by us are 1 -5mm longer than the specified purchase size, depending on the diameter of the stud (welding over dimensions).

The threads of DABOTEK stud are cold rolled. The threaded studs are manufactured with thread tolerances according to ISO DIN 13, sheet 34. Special threads available on request.

Coating the welding tip "Metallizing"
All DABOTEK studs are provided with a metal coating at the welding tip which enables easy welding, stabilization of the welding arc and desoxidation of the welding pool. The quality and correct proportioning of the "Metallizing" are essential factors for obtaining perfect and uniform weldings.

Surface protection
If required, the following surface protection is available:
a) zinc-plated
b) zinc-plated and yellow chrome-plated
c) copper-plated
d) nickel-plated on copper-plated base e) cadmium-plated.
In case of zinc and cadmium plating, the plating is removed at the welding tip, to prevent contamination of the welding pool.

Ordering specifications
Use the type no. Or the following specifications are required when ordering :
a) type of studs
b) stud diameter "d"
c) stud length "l1"
d) material
e) surface protection.

Our standard range comprises the following types of studs:

Type D : fully threaded studs

Type P : partially threaded stud,

thread length according to DIN 32500 or thread length according to requirements.

Type R : threaded stud with reduced minor thread diameter at th welding tip. Refer to the table for the reduction in length and diameter. Consequently the diameter of the weld fillet corresponds approximately to the nominal diameter of the stud thread.

Type S : unthreaded stud.

Ceramic ferrules
Each type of stud requires its own particular ceramic ferrule. For welding reasons, DABOTEK studs always include ferrules. Ferrules are not available without the studs.

Weld fillet
During the welding process, a welding fillet is formed around the stud at the transfer from the stud to the base metal, the dimensions of which are predetermined by the type of ferrule. The fillet diameter "d3" is usually greater than the nominal diameter of the stud.

The ceramic ferrule concentrates the welding arc, excludes the atmosphere and forms a weld fillet around the stud base.

We reserve the right to technical change

Teknisk Daten für die Erstellung Bogen Bolzenschweißen

Bolzen Materiale
Wir garantieren, mechanische Eigenschaften nach DIN 257, Blatt 3, das Eigentum Klasse 4,8 für alle Gewindebolzen, ohne Gewind Gestüte und ähnliche Gestüte unserer Standard-Palette.
Zugfestigkeit: min. 400 N/mm2
Streckgrenze: min. 320 N/mm2
Bruchdehnung: min. 14%.

Wir garantieren Ihnen die folgenden mechanischen Eigenschaften für konkrete Anker und Scherung Anschlüsse:
Zugfestigkeit: 450-600 N/mm2
Streckgrenze: min. 350 N/mm2
Bruchdehnung: min. 15%.

Rostfreie Stähle
Alle Edelstahl-Stift sind aus Material No.1.4301 oder 1,4303. Garantierte mechanische Eigenschaften:
Zugfestigkeit: min. 500 N/mm2
Streckgrenze: min. 185 N/mm2
Bruchdehnung: min. 40%.
Feuerfeste DABOTEK Spikes sind aus den folgenden Materialien: Material No.1.4713, 1.4742,1 .4782,1.4828, 1,4841. Diese Materialien sind immer auf Lager. Wenden Sie sich an die speziellen Bogen über "Daten über Stahl für den Einsatz in der Industrie hitzebeständige".

Bolzen Dimensionen
Das Gestüt Abmessungen finden Sie in den folgenden Maßblätter. Die Dimension "l1" ist das Gestüt Länge "nach dem Schweißen", dh der Stollen von uns gelieferten Produkte sind 1-5mm länger als die angegebene Größe kaufen, je nach dem Durchmesser des Bolzens (Schweißen über Abmessungen).

Die Fäden der DABOTEK Gestüt sind kalt gewalzt. Die Gewindebolzen sind hergestellt mit Gewinde Toleranzen nach DIN ISO 13, 34 Blatt. Spezial-Threads auf Anfrage erhältlich.

Beschichtung der Schweiß-Tipp "Metallisierbare"
Alle DABOTEK Spikes sind mit einem Metall-Beschichtung auf das Schweißen der Spitze ermöglicht eine problemlose Schweißen, Stabilisierung der Schweiß-Bogen und desoxidation der Schweiß-Pool. Die Qualität und die richtige Proportionierung des "Metallisierbare" sind wesentliche Faktoren für den Erhalt perfekte und einheitliche Schweissteile.

Oberflächenschutz
Falls erforderlich, wird die folgende Oberfläche Schutz verfügbar ist:
a) verzinkt
b) verzinkt und gelb verchromt
c) Kupfer-plated
d) vernickelt auf Kupfer-plated Basis e) Cadmium-plated.
Im Fall von Zink und Cadmium plating, die Galvanotechnik entfernt in der Schweiß-Spitze, um zu verhindern, dass die Kontamination von Schweiß-Pool.

Bestellung Spezifikationen
Verwenden Sie den Typ-Nr. Oder die folgenden Spezifikationen sind erforderlich, wenn die Bestellung:
a) Art der Spikes
b) Gestüt Durchmesser "d"
c) Gestüt Länge "l1"
d) Material
e) Oberflächen-Schutz.

Unser Standard-Sortiment umfasst folgende Arten von Spikes:

Typ D: voll Gewindebolzen

Typ P: teilweise Gewindezapfen,
Gewindelänge nach DIN 32500 oder Gewinde Länge nach Wunsch.

Typ R: Gewindezapfen mit reduziertem Gewindedurchmesser Moll an der TH Schweiß-Tipp. Wenden Sie sich an der Tabelle für die Reduzierung der Länge und Durchmesser. Folglich der Durchmesser der Schweißnaht Filet entspricht in etwa der Nenndurchmesser des Bolzens Gewinde.

Typ S: unthreaded stud.

Keramische ferrules
Jede Art von Gestüt erfordert seine eigene Keramik-Ferrule. Gründe für das Schweißen, Nieten DABOTEK immer ferrules. Ferrules nicht verfügbar sind, ohne den Stift.

Weld Filet
Während des Schweißprozesses, ein Filet Schweißen wird rund um das Gestüt auf die Übertragung aus dem Gestüt auf der unedlen Metallen, die Dimensionen von denen im Voraus von der Art der Hülse. Das Filet Durchmesser "D3" ist in der Regel größer als der Nenndurchmesser des Bolzens.

Die Keramik-Ferrule konzentriert sich der Lichtbogen-Schweißen, schließt die Atmosphäre und bildet eine Schweißnaht Filet rund um das Gestüt.

Wir behalten uns das Recht auf den technischen Wandel

DA Boltesvejsemaskiner

Type	Data	Svejsepistol / Tilbehør	Billede
DT410	Svejsestrøm: 400 A Svejsetid: 20 – 380 msec | 20 bolte/min 275x220x430 (B x H x L) Vægt: 25 kg Svejseområde: 2-8 mm Produktnummer: 90-36-3033	Pistol: Keramikring:	
DT710	Svejsestrøm: 680 A Svejsetid: 60 – 960 msec | 15 bolte/min 275x220x430 (B x H x L) Vægt: 39 kg Svejseområde: 2-10 mm Produktnummer: 90-30-3421		
DT910	Svejsestrøm: 890 A Svejsetid: 6 – 960 msec | 15 bolte/min 275x220x430 (B x H x L) Vægt: 39 kg Svejseområde: 2-12 mm Produktnummer: 90-33-3433		
DT1200	Svejsestrøm: 1200 A Svejsetid: 5 step | 20 bolte/min 325x215x400 (B x H x L) Vægt: 125 kg Svejseområde: 19 mm Produktnummer: 99-102-008		
DT1200i	Svejsestrøm: 1200 A Svejsetid: 5 – 1000 msec | 15 bolte/min (B x H x L) Vægt: 39 kg Svejseområde: 3-18 mm Produktnummer: 93-60-1208		
DT2200	Svejsestrøm: 2200 A Svejsetid: 5 step | 20 bolte/min 425x315x480 (B x H x L) Vægt: 210 kg Svejseområde: 25 mm Produktnummer:		